



Rattan Creek Neighborhood News

Serving Milwood at North Austin MUD # 1 since 1983

Distributed Monthly By The Rattan Creek Neighborhood Association, Vol. 16, No. 10

December 2001/January 2002

EVENTS

December

- Dec 2 Motive Communications
Motive Bison Stampede—20K
- Dec 7 Pearl Harbor Day
- Dec 9 Caroling in the Park-6 pm
*Sing around the Bon Fire
and Santa Arrives 6:30 pm*
- Dec 10 Hanukkah Begins
- Dec 14 RRISD Winter Holiday
Starts
- Dec 15 Holiday Light Contest
(deadline for nominations!)
- Dec 19 MUD Meeting, 6pm
100 Congress Ave, ste 1300
- Dec 20 RCNA Meeting, 7pm
- Dec 17-20 Holiday Contest Voting
(Be sure to leave your lights on!!)
- Dec 25 Christmas Day
- Dec 26 Kwanzaa Begins

January

- Jan 1 New Year's Day
- Jan 3 RRISD begins
- Jan 4-17 Curbside Tree Pick-up
**see page 21 for details*
- Jan 5 Newsletter AD Deadline
(February/March Issue)
- Jan 16 MUD Meeting, 6pm
100 Congress Ave, ste 1300
- Jan 17 RCNA Meeting, 7pm
Rattan Creek Pool
- Jan 21 MLK Day-RRISD Holiday
- Jan 24 Chinese New Year
- Jan 28 Super Bowl Sunday

February

- Feb 2 Groundhog Day



Caroling In The Park ***Sunday,*** ***December 9*** ***6 pm*** ***Rattan Creek*** ***Park***



**Sing Carols around the
Bon Fire!**



Don't miss Santa...

***The Jollyville Fire Department
will be bringing Santa from his
sleigh to our park, to meet with each
little boy and girl, who would like to see
Santa before Christmas.***




He should be arriving about 6:30 PM.

***"Don't forget to thank the Jollyville Fire Department
for all their participation throughout the year with
our events."***

MOM AND DAD's:

**Here is a photo op for you to get
pictures of the children with Santa
at no charge!!**



RCNA Board of Directors

P.O. Box 200584

Austin, Tx 78720-0584

Website: www.rattancreek.org

RCNA Board of Directors:

President

Richard Miller 331-6838

Email: richardmiller@austin.rr.com

Vice President

Kevin Stotz 512-876-4300

Email: kevin_stotz@yahoo.com

Secretary

Diana Rabideau 331-7460

Email: dianarabideau@msn.com

Treasurer

Hutch Gregg 335-0455

Email: hutchg@austin.rr.com

RCNA Committees:

Membership: OPEN

Safety/Security, Streets/Utilities:

Marty Robinson 219-1812

Publicity/Social:

Cissy Anders-Rodriguez 331-5222

email: REBIHOME@aol.com

Website: www.rattancreek.org

Brian Reynolds 258-2156

email: reynolds@mail-net.com

Newsletter Staff:

Editor: Jo Jones 335-1805

email: JRJones@austin.rr.com

Classified Advertising/Teen Services:

Kelly Bucek 258-6482

email: kellyb@usa.net

Display Advertising:

Jo Jones 335-1805

Distribution:

Dallas Hall 257-3494

New Neighbors/Babies:

Terri Olsem 219-7931

email: terriolsem@aol.com

Recipe Corner:

Stephanie Doherty 249-0253

email: thedohertys@austin.rr.com

Yard of the Month:

Jon and Gina Martin 331-1109

*The Rattan Creek Neighborhood News welcomes your letters and guest columns. Letters must have a verifiable signature. Guest columns and letters will be printed on as space available basis. Neither the Rattan Creek Neighborhood News nor the Rattan Creek Neighborhood Association accept responsibility for the opinions expressed in editorials, letters or guest columns. The Rattan Creek Neighborhood News reserves the right not to publish any submissions and the right to edit all submissions. Mail to the following address:
Jo Jones, RCNA Editor, 13119 Green River Trail, Austin, Tx 78729 or e-mail: JRJones@austin.rr.com*

FIRE SAFETY

REAL CHRISTMAS TREES can be dangerous if not properly handled. For several years in the US approximately 500 fires each year have started with Christmas trees. Follow these precautions if you use a real tree inside your house or apartment.

- Look for and purchase only a tree that is fresh. The needles on a fresh tree will be shiny green and pliable. Needles should not come off when you run a tree branch lightly through your hand. If needles are shedding or brittle, the tree is not fresh.
- Cut off approximately 1/2 inch of the base of the trunk to expose new wood and capillaries before placing the tree in the stand.

The tree stand **MUST** allow for the bottom of the tree trunk to be in water. A gallon or more capacity is recommended. The tree may use a gallon of water in the first few days inside a dwelling. Add water as necessary.

Decorative lights should bear the label of Underwriters Laboratory(UL®). Follow the light manufacturer's instructions. Do not connect more lights together than the manufacture specifies. If you string too many light strings together they will overheat. Replacement bulbs should be the correct wattage as specified by the manufacturer.

BURNING CANDLES are dangerous if not properly handled. Several fires are started each year in this area by candles. Some fire

(Continued on page 7)

Gift Cards Now Available!!

Christmas Specials

30% Off

*Large Selection
Of 14 carat
Gold
Earrings*



With this coupon
Expires 12/24/01

10 % Off

*Diamond
Stud Earrings
or
Pendants*



With this coupon
Expires 12/24/01

WATCH BATTERIES \$4.95 INSTALLED

Valid with Coupon (expires 01/31/02)



Martin's Jewelry Box

**8650 Spicewood Springs Road, #202
331-1109**



Jon Martin, Owner RCNA Member/Milwood Resident

President's Notes

Complaint of the Month

"What can I do about A) a junk car in the street, b) tall weeds in the yard, c) an old refrigerator on the driveway, d) parking in the turn lane in front of Tutor Time, e) noisy livestock in the back?" (*I'm kidding! That one was just a large dog.*) I haven't actually counted, but I think the majority of complaints come to me when somebody is trying to sell their house.

So are the cars/weeds/appliances/dogs not an issue until your realtor notices them? I'm just curious to know:)

Seriously, if you have a complaint, jot it down and mail it to the **Senior Citizens Center, 408 Ridgewood, Cedar Park, TX 78613**, or call the sheriff's office to report illegally parked cars.

I want to thank all the vendors who came out for the rain delayed Rattan Fest. I started the morning by dropping off a load of brush to be mulched, then I bought a doughnut from the Brownie Troop,

shopped around for some jewelry, ate a sausage wrap, looked at some hand painted furniture, and talked with some people about development along the Parmer Lane corridor. That made me hungry, so I had some of Big John's BBQ. Overall - a pretty good day for me! I hope you enjoyed it as much as I did.

I hope to see you in the park December 9th to welcome Santa Claus to Rattan Creek, and come out to sing Christmas carols around our bon fire. Once again, we'll celebrate the season - along with another year of not being annexed by the City of Austin.

Have a great holiday season.

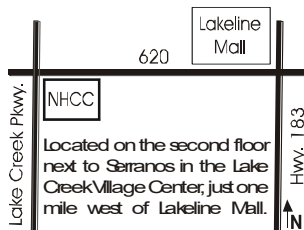
Richard Miller,
President
Rattan Creek Neighborhood Association

NORTH HILLS community church

casual contemporary community

casual in dress & atmosphere
contemporary in music and message
community with God & others

WE'VE MOVED!!!
Check out our new location



Service Time 10:30 AM

*Nursery & Children's Classes available during service.
Come early for coffee, juice, and donuts!*

388.0270

nhconline.org

Tutor Time

Around Rattan Creek

New Neighbors and Babies:

New Neighbors:

Kelli and Jim Innis and son,
Jonathan
12610 Wittmer



No New Babies This Month

If you know someone has just moved into the neighborhood, or just had a baby, help us to welcome the new folks and/or congratulate our neighbors on their special event.

Please contact Terri Olsem at 219-7931, Or email to her at terriolsem@aol.com.



Milwood Parent Activities

Infant Play Group (0 - 6 months): Starting a new group! Contact Ilana Miller at 331-7203

Young Toddlers (12 - 18 months): Started new group in August 2001. Call Elizabeth Pollard-Grayson at 401-0139

Young Toddlers (18 months to 24 months): Call Jackie Gibbons at 257-2230.

Toddlers (3 years): Started a new group in June 2001. Call Julie Oliver at 258-5661

Toddlers (Children with birth dates in Fall '96 & Summer/Spring of '97): Call Candance Kreiling 331-9773

Toddlers (4 years): Meets every Wednesday at various homes. Call Nancy 219-5216 for locations.

Children (7 years plus): Meeting several times a weeks for coffee, swimming, lunch, etc..... Contact Mary Jane Tagtow 219-6780. Calendar available.

Home schooling Group (all ages): Annette Anderson 250-5137.

Are you interested in a group activity not listed? There may be others interested in the same activity. Call Marcie at 335-6960 to get your name listed for a new group.

Milwood Parents...

Please contact Marcie De Oliveira for updates, new groups, changes or reports on activities at 335-6960 or by e-mail - mdeoliveira@austin.rr.com

Your eCareer™ Starts Here!



Get Certified For Success!!

Preparation Training for:

- A+ Certified PC Hardware Technician - CompTIA
- Network+ Certified Network Professional - CompTIA
- MCSE - Windows 2000 Microsoft Certified Systems Engineer Certification
- MCDBA - Microsoft Certified Database Administrator (SQL 2K)
- Cisco CCNA - Certified Network Associate (includes TCP/IP)
- Internet Webmaster Certification - Master CIW Designer

Office Personnel

- MOUS Certified - Microsoft Office User Specialist Windows 2000 Applications (Administrative & Executive Assistants, Customer Service Representatives)

To attend our FREE eCareer Seminar or to schedule your Personal Session with your eCareer Counselor, call 512-989-8588 ext. 120. Financial Aid Available if qualified. As little as \$10 a month • Call for Details



2113 Wells Branch Pkwy #500A, Austin, TX 78728
512-989-8588 ext. 120 • Email: amraz@kalliance.com

Flexible Day/Night Schedules • Job Placement Assistance • Financing

Welcome Home Realty, Inc.

We don't just sell houses...

We Welcome You Home!

Jo R. Jones
Broker

Office: 335-4024

Cell: 633-2604

RCNA Member/Milwood Resident

RCNA Event Sponsor

RCNA Scholarship Fund Donation for each sale I make in Milwood!

Recipe Corner

There is a secret to making perfect pastry crust. It really is an art! This month's website is Gourmet Magazine: www.gourmet.com

Making the Perfect Pastry:

You don't really need a pastry blender to mix flour and fats to the right consistency—purists prefer fingertips, anyway. And many a fine piecrust has been rolled out with a wine bottle. Something as basic as a tart or pie shell is nothing to be afraid of. Combine a few ingredients, and you wind up with something that is incredibly versatile and enormously satisfying.

When working with dough, any pastry chef will tell you, "keep it cold and keep it moving." Cool hands are a blessing but not a necessity, as long as your fats—butter, vegetable shortening, lard, or a combination—and water are cold. If working the fats in takes a little longer than you thought, pop the bowl into the freezer for a few minutes to chill. And if using a food processor, which takes no time at all, be careful: You don't want to overwork the dough and end up with a tough crust. Some of us like to use the machine to cut in the fats and then add the liquid by hand.

In this tart shell recipe (see below), we incorporate a final blending of ingredients (a French technique called *fraisage*) to evenly distribute the fats and give the dough just enough structure to prevent it from cracking or tearing while being rolled out and lifted. But don't obsess over this; our food editors all do it a little bit differently, and some don't do it at all. *Fraisage* is really very simple: Using the heel of your hand, smear small portions of the crumbly mixture in one or two quick, short, forward motions. In our recipe, we say to divide the mixture

into six mounds and smear each one separately. Pastry neophytes find that method less confusing. Then gather the dough together with a pastry scraper or even a putty knife, and form it into a big, hamburger-shaped disk. It shouldn't be dry, or wet, or greasy, but malleable. Don't be afraid to manhandle it a little, massaging it so that any cracks disappear. Pastry dough is usually chilled thoroughly at this point, giving the gluten time to relax and the fats time to firm up—another aid in making the dough easier to handle. A canvas pastry cloth and rolling-pin cover (neither shown) are still another aid, reducing the amount of flour dough absorbs as it's being rolled out.

One of our favorite kitchen tools in general is the offset spatula. When rolling out pastry, it comes in handy for loosening the dough if it sticks (and also for separating the finished tart from the bottom of the pan). To transfer dough to the pan, partially roll it up onto the rolling pin, lifting it off the work surface. We like tart pans made of shiny tinned steel with a removable bottom. Tinned steel conducts heat well; you'll get a beautiful golden brown crust. A classic, blued-steel pan can bake too fast, resulting in a crust that's overly browned. And a nonstick finish isn't necessary: Tart dough has enough butter in it to prevent sticking.

(Recipe Continued on Page 6)

(Continued from Page 5)

TART SHELL

Active time: 25 min Start to finish: 3 hr

1 3/4 cups all-purpose flour

1 tablespoon sugar

1/2 teaspoon salt

1 stick (1/2 cup) cold unsalted butter,
cut into 1/2-inch cubes

1/4 cup cold vegetable shortening

3 to 5 tablespoons ice water

Special equipment: a pastry or bench scraper; an 11- by 1-inch fluted round tart pan with a removable bottom; pie weights or raw rice

Blend together flour, sugar, salt, butter, and shortening with your fingertips or a pastry blender (or pulse in a food processor) just until most of mixture resembles coarse meal with small (roughly pea-size) butter lumps. Drizzle evenly with 3 tablespoons ice water and gently stir with a fork (or pulse in food processor) until incorporated.

Squeeze a small handful: If it doesn't hold together, add more ice water, 1 tablespoon at a time, stirring (or pulsing) until just incorporated, then test again. (If you overwork mixture, pastry will be tough.)

Turn out mixture onto a lightly floured surface and divide into 6 portions. With heel of your hand,

smear each portion once or twice in a forward motion. Gather dough together with scraper and press into a ball, then flatten into a 6-inch disk. Chill, wrapped in plastic wrap, until firm, at least 1 hour.

Roll out dough with a floured rolling pin into a 13-inch round on a lightly floured surface and fit into tart pan. Trim excess dough, leaving a 1/2-inch overhang, then fold overhang inward and press against side of pan to reinforce edge. Lightly prick bottom and sides with a fork. Chill 30 minutes.

Preheat oven to 375°F.

Line tart shell with foil or parchment paper and fill with pie weights. Bake in middle of oven until pastry is pale golden along rim, 20 minutes. Carefully remove foil and weights and bake until pale golden all over, 10 minutes more. Cool in pan on a rack.

Makes 1 tart shell.

***If you have a recipe you would like to share,
please email it to Stephanie Doherty;
thedohertys@austin.rr.com.***

Kelly

(Continued from page 2)

codes or rules prohibit the use of candles in multi-family dwellings (apartments). If you live in an apartment, check with the manager before using candles. *If you do use candles, please follow these precautions:*

- Use candle sticks or holders that are designed to hold candles upright and are made of noncombustible material (metal, glass or ceramic).
- Do not melt wax into a saucer or dish and stick the candle to it. These candles tend to fall over and may continue to burn.
- Never place a candle near a real Christmas tree or tree boughs used for decorations. Never place combustibles such as bows, plastic wreaths or garlands at the base of burning candles.
- Keep candles away from curtains, drapes, or any other combustibles.

Do not leave candles burning in a room if an adult is not present.

FIRES IN FIREPLACES can be dangerous if not properly managed. Numerous fires are caused each year in this area by improper use of fireplaces or improper ash disposal. When using a fireplace, the following precautions should be observed:

- Keep furniture, combustibles and firewood at a

safe distance from the fireplace.

- Make sure the chimney flue vent is open before lighting the fire.
- Close the fire screen after lighting the fire.
- If commercial, pressed fire logs are used, the instructions accompanying them should be followed and only one log at a time should be burned. Do not cut these logs into smaller sizes.
- Do not use the fireplace as an incinerator to burn paper, cardboard, packing material, etc.
- Never use the flammable or combustible liquid as a fire starter.

Fireplace ashes can remain hot enough to start a fire for 24 hours or longer. Do not attempt to collect ashes until 24 hours after the fire has burned out. Ashes should only be put in metal containers and then not placed on or near combustibles. Do not put ashes in outside plastic containers until at least 48 hours after the fire has burned out.

CHIMNEY FIRES - If a fireplace is used often, or over a period of time, a buildup of tar and soot called creosote will condense and collect on the inside of the chimney. This creosote will burn. If it gets thick enough and hot enough, it will ignite in-

(Continued on page 8)

(Continued from page 7)

side the chimney. A chimney fire will usually be noted by a loud, roaring noise that may last several minutes. These fires can be damage the chimney and may cause cracks in the masonry flues. They may throw sparks and flames out the top of the chimney. ***If you think you have, or had, a chimney fire call the fire department immediately by dialing 911.***

HOW CAN YOU PREVENT A CHIMNEY FIRE? By having the chimney periodically inspected and cleaned, if necessary, by a professional chimney sweep. Do not build unusually large or hot fires and observe the precautions in d, e, and f above.

Each household should have a portable dry chemical **FIRE EXTENGUISHER** readily available. The recommended size and type should be rated by UL as 2-A:10-B:C or larger numbers (approximately a 5 pound size). The very smallest extinguisher for practical use should be rated as 1:A10-B:C(approximately 2 1/2 pound size). The "A:B:C" rated designation is important. It means the extinguisher chemical is effective on ordinary fires (Class A fires such as paper, wood, cloth, etc.), on flammable liquids (Class B fires such as

oil and grease fires), and it is safe to use on energized electrical equipment (Class C fires). Read the instructions printed on the extinguisher **BEFORE** they need to be used.

Report the fire by dialing 911 before using the extinguisher. If the fire is on or in a stove, turn off the heat as soon as safely possible. When using a fire extinguisher keep your back to an exit. Avoid breathing smoke. If the fire becomes too large, get out and close the door behind you.

Please feel free to call me at 258-1038, if you have any questions.

**John Golding,
Chief, Jollyville Fire Department**

Ramsey & Phillips, P.C.
Certified Public Accountants

Jaime Phillips, CPA
RCNA Member & Milwood Resident

3305 Northland Dr., Ste. 400 (512) 458-6151
Austin, TX 78731 Fax: 371-7128

Faux

Refinance Your Home Today!

Lower Rates! Lower Fees!

Call Ryan Fisher
at 293-9222

For your Free pre-qualification
www.mtgetc.com

"For all your Real-Estate & Financing Needs"

Edward Jones®

Todd Holubec
Investment Representative

McNeil & Parmer, Next to HEB
6001 Parmer Lane, ste 210
Austin, Tx 78727

Bus (512) 219-1191
Fax (877) 295-3117
Serving Individual Investors Since 1871

Technology purchasing tips for the holidays

As we enter into the busy shopping days of the holiday season, we turn our thoughts to... technology? Sure, who isn't faced with some type of technology purchase in the next couple of months, whether it is the latest computer, VCR, digital camera, or handheld device? Maybe you are considering Microsoft's release of Windows XP, but not certain of the benefits over your current operating system. Or maybe you finally decided to investigate all this hoopla about Personal Digital Assistants (PDAs). Whether a novice or a seasoned veteran, a little bit of research and a few purchasing guidelines will assist in your search for the right technology and keep this year's gifts from becoming next year's useless gadgets.

Define what you expect from your purchase

Most bad purchases begin as a poorly defined expectation of how a device is going to enhance your world. The advertising companies capitalize on our search for instant gratification with vague promises and misleading illusions. Ever notice the latest digital camera promises that they will capture incredible pictures, regardless of your wife's insistence to shoot into the light? They fail to mention that you must purchase separate patch cable and software that requires 20 hours of visual basic programming language in order to transfer one picture, sun glare and bad camera angle included. Knowing from the start what you expect your technology to accomplish and then focusing on these expectations will reduce the confusion of the marketing hype. Make your list simple, for example: "I want a new notebook computer that will share files with my desktop, answer email and give the kids something to run their CDs on while we travel." Make certain to be honest with yourself. If your real reason for a notebook is because you are tired of the share time with the rest of the family, note it. You might be surprised to find an inexpensive 2nd desktop solution as a better fit with your needs. Defining your expectations will go a long way in matching technology with your expectations.

Do the research

As with any investment, spend the time understanding the choices. Even the technically savvy realize the value of learning about the latest upgrades and advances. Don't be afraid to ask for opinions, even from obvious biased sources. Sales people must understand the pros and cons of all their products as well as their competitors. Make certain to get advice from different sources before making a decision. Even if a retail clerk isn't working on commission, he is more likely to favor the brands in his store over the brands they do not carry. Dell created a selling model outside of the retail stores, so don't limit your research and your choices to what you see on the shelves.

Seek expert advice

Talk to neighbors and friends who know more about the technology than you do. If you are in the market for a new cellular telephone, ask people about their purchase and why they picked their cellular service. Ask them what they like and dislike about their service. If I had talked to someone in more detail about the VoiceStream coverage plan, I would have never switched away from Sprint PCS. Experts are all around, anyone who has gone through the technology headaches that you are seeking to avoid can open your eyes to issues you might not even realized existed.

Use the Internet

The source of infinite information. Or at least, a lot of information that can be helpful if you are an efficient surfer. Some

websites that can start you on the right path include:

<http://www.extremetech.com/> - Coverage of new products and technologies – reviews, analysis, tutorials, resource links.

<http://www.epinions.com/> - Latest reviews, ratings and advice on Technology. Before you buy, you can read what other consumers are saying – you can also get paid to share your opinion.

<http://www.cnet.com/> - Learn about computing and the Internet at CNET's flagship site. Features downloads, product reviews, auctions and free newsletters.

<http://www.geek.com/> - Offers news, links and technology reviews by geeks. Also provides buying guides and a technological term dictionary.

<http://www.idg.net/> - Obtain news about developments in the electronics industry, or read product reviews offered by various electronic publications.

<http://www.bootcamp.com/> - 90-second report is broadcast on Bloomberg Radio and is hosted by Fred Fishkin who provides technology reviews, interviews and tips.

<http://www.zdnet.com> - Provides computer-hardware product reviews, special reports and test results. Find gift guides and the top 100 products of the year.

Realize that the Internet is full of half truths and biased reviews. Analysts don't like to admit it, but the manufacturers go to great effort to pitch their products. I have yet to meet an analyst yet that does not have some personal bias influencing his opinions, whether good or bad.

Understand the return policies if your selection isn't right

In case your smart pick turns into a dumb dud, make certain that you understand your return options before you make the purchase. Many stores require a return directly to the manufacturer after 30 days and few companies give a full return price based on "I didn't really understand how it worked." Returning my digital camcorder last year was not an option from the New York outlet as all sales were final. But with the \$500 I saved off local retail pricing, I was willing to accept the risk. I did cover my initial purchase by charging it to my American Express credit card which guarantees all purchases for 30 days.

By adhering to these simple guidelines as you seek the edge of technology, you avoid some unwise decisions and prevent yourself from buying technology for technology's sake. In the end, don't be intimidated by the tech jargon, any good salesperson will take the time to explain the choices in layman's terms. Even today's best technology purchases can still be tomorrow's duds with the ever changing protocols and innovative technology progress. Yet asking smart questions and taking the time for the research will increase your chances of selecting the right technology for your needs.

Now where did I put my Beta Video Recorder...?

Stephen Nold

Jollyville Elementary Upcoming Events

December:

- December 3-6 PTA Holiday Store
- December 3 4th & 5th grade choir practice 2:45 pm
- December 4 PTA meeting; Holiday Program featuring 4th grade 6:30 pm
- December 6 PTA meeting; Holiday Program featuring 5th grade 6:30 pm
- December 11 Character Education Honor Breakfast 7:25 am
- December 11 2nd grade Field Trip - Wells Branch Homestead 9:00 am
- December 11 DARE Graduation 9:00 am
- December 14-31 Winter Break - No School

January:

- January 1-2 Winter Break - No School
- January 3 BACK TO SCHOOL !!
- January 21 MLK Day - No School



Thank you to Diana Rabideau, from Jollyville PTA for submitting this information.

If you would like to see information from your child's school, please have someone from the school contact me (JO Jones 335-1805) or send information to me at jrjones@austin.rr.com.

**HILL COUNTRY
LANDSCAPE
AND GARDEN
CENTER**

Architects
Designers
Contractor
Sprinkler
Systems

**Free Tree
Planting!**

On All Trees;
\$90.00 or more
Coupon Expires 12/31/01

25 % OFF

All Trees;
\$90.00 or more
(Excludes Christmas Trees)
Cash-n-Carry Coupon expires 12/31/01

**13561 Pond Springs Rd.
(512) 258-0093**

STATE FARM INSURANCE COMPANIES
HOME OFFICES: BLOOMINGTON, ILLINOIS

John D. Peterson
Agent

Rattan Creek Resident

12962 Research Blvd.
Austin, Tx 78750

Off: (512) 331-0009
Res: (512) 258-2280
RCNA Event Sponsor

CREATIVE

memories

Hope Weiskopf

CREATIVE MEMORIES CONSULTANT
7504 Grovedale Trail • Austin, Tx 78729
512-257-7554
E-Mail: hope2shop@aol.com

Home Classes & Workshops • Photo-safe Albums & Supplies
Group Presentations • Business Opportunities

culinary

creations

michael hahn, personal chef
Premier member USPCA

13422 gent drive
Austin, texas 78729

home: 219-8029
mobile: 791-6615

web: <http://uspca.net/tx/ccpcs/>
email: culinarycreations@prodigy.net

PLEASE READ ALL INSTRUCTIONS CAREFULLY
BEFORE COMPLETING APPLICATION

- All members receiving badges must be listed, with birthdates, for the application to be considered complete. (Children under three attending the pool do not need to be listed.)
- Guest passes can only be purchased by a member of the pool. All guests must be accompanied by a pool member.
- One complimentary pass, which can be used three (3) times, is issued with each badge purchased. Two (2) passes will be issued with each annual pass. (Complimentary passes are not issued with badges purchased for replacement of a lost badge.)
- A packet of ten (10) guest passes consists of four (4) cards totaling ten (10) uses.
- A check made payable to North Austin M.U.D. #1 (NAM1) Pool must accompany the application to be processed.
- The check for the pool, tennis key and the RCNA **must be mailed separately** from the payment for the NAM1 water bill.
- Replacement fees for lost or stolen badges are as follows:
 Summer / Winter Badge: \$5.00 each Annual Badge: \$10.00 each
- If purchasing a combination of summer only / winter only and annual badges, please specify for whom the annual badges are to be assigned to.
- All badges and passes will be mailed out and are not available for pickup (even if registering in person)
- Annual badges are good from the beginning of the summer session until the end of the winter session of the same year and not necessarily a year from the date of purchase. (i.e. valid from May 2001 to April 2002)
- Tennis court keys are good from (approximately) the first of May until the end of April of the following year. New keys will need to be purchased at this time every year.
- Please make sure you are filling out the appropriate application for the tags, etc., that you are requesting. (The application should state the year and session being registered for above the listing of fees.)

**ALL INCOMPLETE OR INCORRECT APPLICATIONS WILL
BE RETURNED WITHOUT PROCESSING**

PLEASE ALLOW TWO (2) WEEKS FOR PROCESSING

RATTAN CREEK NEIGHBORHOOD NEWS

NORTH AUSTIN MUNICIPAL UTILITY DISTRICT NO. 1 - RATTAN CREEK PARK POOL

Application to Use Recreational Facilities and Release of Liability

PLEASE READ ALL INSTRUCTIONS BEFORE COMPLETING – INCOMPLETE APPS. WILL BE RETURNED

NAMUD #1 Water Bill Account No. _____ Home Telephone Number _____
 (Application will be considered incomplete without account number)

Name: _____
 (As it appears on NAM1 bill)

Address: _____ Zip: _____

Emergency Contact Person: _____ Telephone Number: _____

I have made application for use of the District's recreational facilities on behalf of myself and the listed members of my family and our guests. I understand that the District's recreational facilities are for use of authorized persons only, and agree that all use by me, my family and our guests shall be in accordance with the District's "Rattan Creek Park Pool, Court Rules and Regulations." I agree that the District does not, by the providing of recreational facilities, assume any responsibility or liability to our guests or us. We assume all responsibility for, and waive any claim against the District for accidental injury, property damage or death arising out of the use of these facilities by any of our guests or us. We agree to indemnify and hold harmless the District, its directors, agents, employees and consultants whether paid or volunteer, from any and all claims by us or our guests which may arise out of use of the District's recreational facilities. If this application is on behalf of any minor children, the application represents that the applicant is the legal guardian of said children and fully responsible for such children, and authorized to execute this application and release on their behalf. **I understand that the children, if under ten (10) years of age, must be accompanied by a person fourteen (14) years of age or older when using the District's facilities.** I further understand that I am responsible for any damage to District facilities caused by my family, my guests or myself.

Applicant Signature: _____ **Date:** ____/____/____
 (Application will be considered incomplete without signature)

Household Members Attending Pool: (All members receiving badges must be listed) (Badges required for ages 3 and up)	Date of Birth	Tag I.D. Number (To be filled in by NAM1)
_____	____/____/____	_____
_____	____/____/____	_____
_____	____/____/____	_____
_____	____/____/____	_____
_____	____/____/____	_____

NO REGISTRATION FORMS WILL BE TAKEN AT THE POOL.

2001/2002 Winter Fees:

Make Checks Payable To North Austin M.U.D. #1 Pool

<i>Quantity</i>		
_____	Winter In District Badges @ \$20 per badge	\$ _____
_____	Out of District Membership (Up to 4 Badges if needed) @ \$200 per household	\$ _____
_____	Additional O.D. Badges @ \$20 each additional badge	\$ _____
_____	Guest Passes (only w/ badges) @ \$2 each (one time use)	\$ _____
_____	10 Guest Passes (only w/ badges) @ \$15	\$ _____
_____	Tennis Court Key (In District Only) @ \$15 each	\$ _____
_____	RCNA Membership (In District Only) @ \$20 per household	\$ _____
_____	Annual In-District Badges @ \$40 per badge	\$ _____

All WINTER/ANNUAL Badges & Passes valid thru 4/30/02
Check MUST accompany this registration form to be processed. **Total** \$ _____

Mail or Deliver to ECO Resources, 9511 Ranch Road 620 N., Austin, Texas 78726

Rattan Creek Park, Pool and Court Rules and Regulations

Rules are established and adopted by the North Austin Municipal Utility District #1 Board of Directors
Pool Identification tags and tennis court keys must be purchased through the District Manager
ECO Resources 9511 RR 620 N, Austin, Texas 78726-2908

Pool Rules and Regulations

Identification

1. Pool is available to District residents who have paid tag fees and their guests. Out of District memberships are available. Only individuals with tags may enter pool area.
2. Identification tags must be worn by swimmers at all times.
3. Report lost or stolen I.D. tags to the pool manager. Replacement tags can be purchased through ECO Resources for a \$5.00 fee.
4. Use of pool I.D. tags by any one other than the swimmer listed on the current year's registration form will lead to forfeiture of that I.D.

General Requirements and Conduct

1. Conduct by any person deemed to be dangerous, unwarranted, or offensive is grounds for discipline by the lifeguards. Offensive behavior in particular, will be dealt with on an individual basis and could result in suspension from the pool. Any individual suspended three times may also lose all pool privileges for the season.
2. Running, jumping, skipping, or any activity other than ordinary walking in the pool area is strictly prohibited.
3. Bicycles and skateboards must be walked in front of the pool entrance for safety. No motorized vehicles are permitted in the park. No pets are allowed in the fenced pool area. Pets must be on a leash while in the park.
4. Pool may close for five (5) minutes each hour as a safety precaution
5. Floating devices are not allowed in the pool. Water wings or swim rings for non-swimming children may be used if accompanied by parent or approved baby-sitter.
6. Glass containers of any type are not allowed inside the fenced area or in the bath house area.
7. No cutoffs or street clothes are allowed in the pool.
8. Only lifeguards are to be on the lifeguard stands.
9. No person shall talk to, shout at, or in any manner distract a lifeguard while on the lifeguard stand except in the case of an emergency.
10. Only masks approved by the Pool Manager will be allowed in the pool.
11. One lane will normally be designated for lap swimming at all times, additional lanes may be added at the discretion of the Pool Manager.
12. No smoking or alcoholic beverages are allowed in the fenced pool area.

Adult Supervision

1. Children under ten (10) years of age must be accompanied by a parent/guardian or authorized baby-sitter at all times while inside the fenced pool area, unless approved by Pool Manager.
2. Parents are required to provide written authorization naming a specific approved baby-sitter to attend their children under 10 years old at the pool. The baby-sitter must be fourteen (14) years of age or older and be a pool member or have a valid guest pass.

Guest Policy

1. Guest(s) must be accompanied by a registered pool member and submit a valid guest pass for admission. Pool members must accept responsibility for their guests.
2. Guest(s) must register with the gate keeper upon admission to the pool facility and sign a waiver of liability.

Private Parties

1. Adults eighteen (18) years and older holding a pool I.D. may make reservations to use the pool for a private party when the pool is not open for regular operating hours. All parties must terminate (all participants departing the facility) by 11:30 p.m.
2. Reservations must be made at least four (4) days in advance with the Pool Manager. Reservations are confirmed by a \$50.00 deposit. A reservation is not confirmed until the Pool Manager receives the deposit. The cost for rental of the pool is \$10.00 per hour

plus lifeguard fees.

3. Persons responsible for any parties must hire lifeguards. Lifeguards must be those guards that are under contract with the District.
4. Any damages resulting from a private party will be the responsibility of the lessee.

Wading Pool

1. Children taller than a height set by the Pool Manager will not be allowed in the wading pool.
2. Lifeguards will not monitor the wading pool. Children in the wading pool must have a parent or baby-sitter present at all times.

Pool Hours (as posted at the pool)

SUMMER SCHEDULE

Weekday hours are 11 a. m. to 9 p.m. Saturday hours are 11 a. m. to 9 p. m.; and Sunday hours are 12 Noon to 9 p. m..

WINTER SCHEDULE

Weekday hours are 12 noon to 1 pm and 4:30 to 8:00 pm. Saturday Sunday and Holidays 12:00 to 8 pm. Winter Maintenance closing will be posted at the pool.

General Information

1. At the discretion of the Pool Manager and as approved by the District Manager, certain periods of the normal open hours may be set aside for specialized activities such as, adults only swim, swim lessons, swim meets, and other special events.
2. Hours may be shortened before and after school starts, and during swim team season. Check the Pool Bulletin Board for scheduled events and scheduling changes.

Tennis/Sports Court Rules and Regulations

(In District Members Only)

1. No dangerous or offensive conduct will be allowed on the courts.
2. No pets, bicycles, skateboards, or motorized vehicles allowed on the courts
3. No alcoholic beverages are allowed inside the fenced court area.
4. No glass containers are allowed inside the fenced court areas.
5. A playing time limit of one hour (60 minutes) will be observed when other members are waiting to use the facilities.
6. Tennis courts one and two are subject to reservation by tennis leagues, not to exceed five (5) hours a week as posted at the courts.
7. A member may have a maximum of four (4) guests at a time on the sports courts.
8. At the discretion of the District Manager, certain specialized activities on the courts may be arranged.
9. A maximum of (4) players are allowed per tennis court at any time.
10. Soccer tennis is strictly prohibited.

Questions or Problems

Contact the Pool Manager or
Bill Burke at 331-7066.

**North Austin Municipal Utility District No. 1
Rattan Creek Pool Winter 2001-2002 Schedule**

October 2001

October 1 - 31: Pool Open - Winter Swim
Monday - Wednesday - Friday
12:00 - 1:30 PM, and
4:30 to 8:00 PM.
Saturday - Sunday 12:00 - 8:00 PM

October 9 : School Holiday
Pool Open: 12:00 to 8:00 PM (each day)

November 2001

November 1 - 30: Pool Open - Winter Swim
Monday - Wednesday - Friday
12:00 - 1:30 PM, and
4:30 to 8:00 PM.
Saturday - Sunday 12:00 - 8:00 PM

**November 21 - 23 : Thanksgiving Holidays:
Pool Closed**

Pool Closed: November 22 (Thursday)

December 2001

December 1 - 14: Pool Open - Winter Swim
Monday - Wednesday - Friday
12:00 - 1:30 PM, and
4:30 to 8:00 PM.
Saturday - Sunday 12:00 - 8:00 pm

December 14 - January 2, 2002: Winter Holiday

Pool Open: 12:00 to 8:00 PM daily

Pool Closed: December 24 & 25
(Friday & Saturday) and
January 1 (Monday)



***McNeil High Swim Team is swimming at
the Rattan Creek Pool.***

MHS practice = Monday- Friday 7:00 to 9:00 AM

***Swim Meets will be posted but usually occur on
Saturday mornings.***

**Rattan Creek Pool is
Managed by
Clearwater Management
Phone - 331-7066**

**Manager - Raine Maggio
Assistant Manager - Tony Watt
Pool phone - 257-8175**

**See other pages for Membership Application for
Pool Use.
Tags MUST be purchased by mail or in person at:**

**ECO Resources
NAMUD No.1 Pool Tags
9511 Ranch Road 620 North**

December & January Yard Activities, Frost Protection & To Prune or Not?

Preventative maintenance is the name of the game in the winter, with several items listed below. The obvious ones have to do with preventing frost damage. First, a real preventative is to spray plants with liquid seaweed monthly to harden the plants and help them hold moisture. Another method of sealing in the winter moisture is spraying with an anti-transpirant product called Cloud Cover.

When a freeze is forecast (overnight temperature below 25 degrees) there are several ways to minimize damage. Covering plants with cloth or plastic will hold in the ground heat and keep the cold wind from the plants. Cloth coverings are best because they do not conduct the heat away from the plants and if not removed the next morning, the plants will be OK. Plastic coverings are cheap and easy to apply and dry out quickly **but:** the next morning, plastic coverings must be removed quickly so the sun will not scald the plants.

Another easy preventative to minimize freeze damage, is a good spraying with water in the evening so it will require much colder air to freeze the water and then the plants. And in any case,

spray again in the morning so the plants will thaw gradually. If plants turn brown after freezing, cut this material off and discard it so it doesn't rot and attract bugs and fungus.

Remember to water thoroughly, if we continue to have a warm windy spell, the plants need moisture all winter long. Mulching will conserve soil moisture and mulching also helps protect the roots from freezing. Even if the top growth dies, plants with a strong root system will quickly recover in the spring.

Winter is the time to prune. While the trees and shrubs are dormant, it is time to cut off broken branches and prune to shape. The Texas Department of Agriculture says "pruning is only helpful to remove dead or diseased wood, for periodic thinning, or for removing branches growing toward and hitting the house. Topping trees is generally not recommended if the tree is growing too fast and out of shape, remove it now and plant a better mannered native tree.

Pruning cuts should NOT be flush: they should cut just outside the branch collar, leaving a small

(Continued on page 16)



MONEY THE MONY GROUP

MONEY Securities Corporation
6034 West Courtyard Drive
Suite 300
Austin, TX 78730
www.mony.com
512 250 8458
512 345 7850
512 338 1959 Fax
ndgranger@mony.com

Nancy D. Granger, CLU
Registered Representative

Austin Area Lawns & Deck

*Not Lawn Mowing...
Lawn Care*

Time To Trim Trees and Shrubs!
Fence Repair and Installation

426-1555

B.J. Arney

LOW COST HOUSE PAINTING
By True Grit



Exterior / Interior
Quality Workmanship
at a Reasonable Price

218-1445

Brad Jones
RCNA member/Rattan Creek Resident
RCNA Event Sponsor



ROBERTS
TERMITE & PEST CONTROL, INC.

- RESIDENTIAL • COMMERCIAL
- FREE ESTIMATES

• LIMIT ONE COUPON PER CUSTOMER
• NOT VALID WITH OTHER OFFERS
• MUST PRESENT AT TIME OF SERVICE

\$10⁰⁰ OFF
Initial
Pest Control
Service

444-0132
RCNA Event Sponsor

Ask for RJ Avalos
Milwood Resident/RCNA Member

(Continued from page 15)

stub. The branch collar is the wider area of bark growth where the branch is attached to the trunk . Leaving the collar promotes proper healing by the branch bark over the small stub. **Do NOT** use pruning paint, it can slow down the healing process by harboring moisture, insects and pathogens and excluding oxygen.

An exception to the no-paint rule is the live oaks, where the paint may discourage insect vectors, or carriers, of oak wilt disease. These trees should be pruned in late fall, or winter when the vectors are inactive. (More on that below)

Live Oak Trees Require special care Oak wilt disease is still a serious problem in the Austin Area. We have had several groups of trees in our neighborhood infected that were removed and ditched around to keep it from spreading through touching root systems. The good news is that our trees have been here for hundreds of years and survived many passings of the live oak wilt. It is just another of Mother Natures way of thinning out too dense populations and providing more diversified plants. This is why the Austin Releaf and TreeFolks groups encourage use of many different varieties of trees to assure on-going veg-

etation after the cyclical invasions of bugs and blight.

Oak Wilt Shows as: Large areas of leaves dying very quickly. A red oak can die in two weeks. In a live oak the leaves turn brown in symmetrical patterns. This infectious fungal disease is spread by sap-feeding beetles bringing the fungus from an infected tree to your freshly cut wound. Also the fungus is spread from infected trees through interconnected roots. If you make a cut with an infected saw blade or do not immediately paint fresh cuts, your tree can become infected by the beetles attracted by the fresh sap at the wound.

To help reduce oak wilt follow these precautions when trimming live oak trees:

- * Never prune live oak trees in the spring or fall when beetles are active. Prune in the dead of winter before the flush of growth in February or in the heat of July or August.
- * Always disinfect your saws and clippers before and after cutting each tree. And paint wounds immediately with pruning sealer.
- * Always purchased fully seasoned and dry firewood as oak wilt can be spread by beetles liv-

(Continued on page 17)

www.MrMilwood.com

Call J.D. to Buy or Sell Your Next Home!

J.D. Summers
Broker, CRS

“17 Years Experience - helping over 500 MILWOOD families with their Real Estate Needs”

Close with the BEST! *First American Title*

636 - 2323

(Continued from page 16)

ing in green wood.. Cover any firewood with clear plastic and bury the edges. Use up all stored fire wood by February 15th.

*The safest way to prune live oaks is to hire a professional do the work with sterile saws who will haul off all limbs.

Remember to water all trees and shrubs if we have a long dry spell, healthy trees will withstand frosts and diseases better. To strengthen live oak trees, fertilize under and around an area which is 1-1/2 times the drip zone and water well during December through February when the trees are actively growing and are: dropping leaves, blooming, dropping husks and blooms, and spreading yellow pollen on our cars. This is a critical time for watering and fertilizing your live oak trees. .

For more information about Oak Wilt call the Travis county Agricultural Extension agent or call the Texas Forest Service at 266-9535, they will come and inspect any suspected trees at no cost.

Prune shrubs now while dormant if done too late in the spring, a spurt of new tender growth in an unseasonable warm spell will be frozen by a

late frost.

Crepe myrtles can be trimmed to shape or down to pencil sized branches as desired up through mid February. They bloom on new wood so pruning later in the spring reduces blooming.

Bright colors from annual plants can brighten up the entire landscape. Select a few sunny spots and add some flowering annuals like the pansies, flowering kale, calendula, dianthus, snapdragons, and sweet alyssum. Prepare for spring color by adding bulbs such as hyacinths, daffodils, ranunculus, and gay feather. Keep tulip bulbs in the refrigerator at 45 degrees for 45 days or until mid December. If there is no rainfall, it is important to water in the winter. Water in the mornings to prevent brown patch in lawns and other fungus.

Now is the time to plant shrubs and trees.

Success with planting in November and January is the highest of any time of the year.

**Happy gardening,
Chuck Simms**

Mortgage Loans Custom Tailored To YOUR Needs.

- **New Purchase**
- **Refinance**
- **Building New Home**
- **Investment Property**
- **Qualify Buyer When Selling Your Home**

You deserve the very best deal available.

Marlyn Solanas

Loan Consultant

*Milwood Resident/RCNA Member
Call 7-days a week/ No Obligation*



13279 Pond Springs Road, Suite 2

(512) 585-6880 cell

msolanas@mortgageexec.com

(512) 331-7776 office

Waste Management of Texas, Inc.



Trash service for the following holiday periods will be delayed by one day beginning with the holiday.

Services will resume normal schedules on the following week after the holiday.

Thank you.

Christmas Day Dec. 25, 2001

Service will run one day late Tuesday through the end of the week.

New Years Day Jan 01, 2002

Service will run one day late Tuesday through the end of the week.



Deed Restriction Violations:

Deed restriction violations must be submitted in writing to:

**Senior Citizens Center
408 Ridgewood
Cedar Park, Tx 78613**

Be sure to include the address in question, nature of your concern and your name and address.

A subsidiary of Southwest Water Company



ECO Resources,

9511 Ranch Road 620 North
Austin, Texas

**Providing
North Austin MUD No. 1
With Water and Wastewater Utility
Management Services**

**Full Management Services;
Accounting, Billing, Collections,
Water and Wastewater Management,
Parks and Pool Management,
Utility Maintenance**

**335-7580
General Manager
Gary Spoons**

**Mailing Address:
P.O. Box 2647, Cedar Park, Texas 78630-2647**

NA MUD #1 Board of Directors:

Place One - **Keith Collins,** 258-6244
Ass't Secretary/Treasurer (5/04)
kcollins@northaustinmud1.org


Place Two - **Don Conklin,** 331-7669
Treasurer (5/02)
dconklin@northaustinmud1.org

Place Three - **Terry Ripperda,** 512-793-2160
President (5/04)
tripperda@northaustinmud1.org

Place Four - **Alan McNeil,** 219-8719
Vice President (5/02)
amcneil@northaustinmud1.org

Place Five - **Chuck Simms,** 331-9630
Secretary (5/04)
csimms@northaustinmud1.org

Website: www.northaustinmud1.org



**North Austin Municipal Utility District #1
Board of Directors Report on Commercial
Development, Parks, and Pool Activities:**

The contract for Pool Operation by Clearwater Management as revised by Bill Burke and Board members Alan McNeil and Don Conklin was approved by the Board.

Rattan Creek Park Watering *No Change:* is been managed now for the germination of the winter rye grass. We will water often enough to keep the seeds moist. After the first cold snap starts the dormant period for the Bermuda grass we may have to mow the grass shorter to let the sun warm the germinating seeds. District Manager Gary Spoons, TexaScapes, and Chuck Simms are also preparing a drought contingency plan for the district.

Rattan Creek and Robinson Park Soccer Fields will be closed down during this off season for renovation to include: staking and raising sprinkler heads, aerating the fields, grade high areas, fill low spots with Turface Allsport Conditioner to help drainage, topdress with 1/8 inch sand & compost mix, seed with perennial rye grass, fertilize, topdress again, and roll to improve seed/soil contact. The irrigation system will be set for twice daily until grass is 1/2 inch high, then returned to the park winter schedule.

Rattan Creek Trail : behind the apartment complex where they built a berm to route the runoff. Some additional berm work will be done by the very responsive apartment management. More work will be done on the trail at the turnaround circle where the detention pond overflow washed out some of the granite. TexaScapes will clean up the area between the fence and the trail and level and seed for addition to the normal trail maintenance mowing schedule.

The drainage channels from the apartments and on the other side of the creek from Peabody Cove will be cleaned to improve flow.

Rattan Creek Restoration: *No change,* the project is being planned for late this year. LCRA and some other organizations are planning a conference on natural creek restoration this fall where we will be able to get more information on this type of project. We may have the first restored natural creek channel in the state of Texas.

The Reserve at Rattan Creek: *No Change.* (Alexan Rattan Creek) apartment project on Parmer Lane at Dallas continues to work with the District Engineer and District Manager on the fire control water system changes to reduce MUD cost and liability.

The Robinson Park Trail project: Work has not started yet, the plan is to get the money from Williamson county as promised 3 years ago and the MUD will contrac the work.

The JPI Apartment Development of Jefferson Center: along Parmer Lane are finishing out the apartments and retail business areas and talking to renters. This should be a nice addition to the District with some retail sales and additional apartments to add to our tax base.

The Williamson County Lake Creek Channel Improvement Project that is upstream of the Palmer Lane bridge continues. The stream bed control attempt by putting a small rock dam washed out after recent rains. Some concrete was added in one area and a drain channel dug. It is still washing down mud and silting up the creek. It is still ugly with much work to be done to restore the vegetation.

The Amber Oaks Corporate Center which is down 620 from the State Farm Insurance offices on the corner continues to build commercial office buildings.

Indian Oaks Neighborhood wastewater connection: the remote flow monitoring equipment is in place to transmit the data to the COA for forwarding to our District Engineer David Malish to monitor the flow.

The "Beauty Shoppe" at McNeil and Blackfoot Trail has progressed with a concrete driveway and drainage pond. The sanitary sewer is not connected yet and we are watching to assure it is connected to the COA line along McNeil Road and not the MUD

(Continued on page 20)

sewers system as agreed by the City in our agreement to allow the attachment of the sewers in Indian Oaks Neighborhood to the MUD sewer pipes . The Indian Oaks Neighborhood Association president Linda Jaspersen continues to work with the COA planning commission on the zoning on McNeil Road too minimize the impact of the buildings on our neighborhoods. Thanks again Linda.

A NAMUD #1 Recreation Center building: *No change:* is being discussed by the Board. We met with the Jollyville fire department who said that the City of Austin does want future use of the proposed fire station site on East Dallas Drive. Keith Collins and Chuck Simms are the Board committee and we are looking for suggestions so go to the NAMUD#1 web site to e-mail your thoughts to us.

MUD Board and Milburn Company have been meeting to plan their completion of construction in the District and our repayment of their infrastructure costs as allowed by the TNRCC. The District will gain ownership of all remaining green belt areas which may give us some control of the Lake Creek Channelization project.

Chuck Simms Secretary,
NAMUD #1 Board of Directors.

Website: www.northaustinmud1.org

Trish Ottowitz, L.Ac

Master of Science in Oriental Medicine

****HOLIDAY SPECIAL****

\$20.00 off initial visit

expires 1/15/02

A ACUPUNCTURE &
CHINESE HERBS

ACUPUNCTURE TREATS:

Allergies, Asthma, Sinusitis
Headache, Hypertension
Gastrointestinal Disorders
GYN Disorders
Bone, Muscle & Joint Pain
Insomnia, Dizziness
Depression, Anxiety
And More!

Call 619-8726 for an appointment today!

Gift Certificates Available

Milwood Resident / RCNA Member

Holiday Gift Ideas and Fun!

Snowman Soup

'Was told that you've been good this year,
Always glad to hear it.
With freezing weather drawing near,
You'll need to warm the spirit.
So here's a little "Snowman Soup"
Complete with a stirring stick.
Add hot water and sip it slow
It's sure to do the trick.



Snowman Soup Ingredients:

- 1 package of hot chocolate
- 3 Hershey kisses
- 15 mini marshmallows
- 1 candy cane

Put all in a mug, wrap, and you have a cute gift. There are some great holiday mugs on sale right now at Garden Ridge. It would be easy to make up extra of these gifts to have on hand for that last minute unexpected guest.

Cookie Mix

Make the mix ahead of time and then when you want to have the house smell like baking, whip up a batch of cookies.

Basic Cookie Mix:

- 5 Cups flour
 - 2 1/2 Cups sugar
 - 2 1/2 tsp. Baking Powder
 - 1 1/2 tsp. Salt
 - 1 2/3 Cups shortening
- In that's a bowl combine first 4 ingredients. Cut in shortening till mixture resembles fine crumbs.
Spoon into container, seal, store at room temp up to 6 weeks or longer in the freezer. Make 11 cups & lots of cookies.

Granola Raisin Mix:

- 2 cups Basic Cookie Mix
 - 1 egg
 - 1/2 cup milk
 - 1/4 cup brown sugar
 - 1/2 tsp. vanilla
 - 1 cup of granola
 - 1/2 cup raisins
 - 2 tbsp. margarine, melted
- In Large bowl combine Basic Cookie Mix, egg, milk, brown sugar & vanilla. Stir until combined. Stir in half of granola and all raisins. Pour batter in greased 9" pan. Stir together remaining granola and melted margarine; sprinkle over top. Bake in 350* oven for 25 minutes or until done. Cool on wire rack. Cut into bars. Makes 24.

Christmas Tree Curbside Pick-up



Curbside pickup of Christmas trees will begin on **Friday, January 4th**, and continue on regular trash pickup days of Mondays and Thursdays, **through Jan. 17th**.

(Remember, due to the New Years Holiday, regular trash pickup for Thursday, Jan. 3rd will be on Friday, Jan. 4th.)

Longhorn requests that all trees be cut into 4' lengths and bundled at residents curb. Also, all trees are to be picked up prior to the end of the third week in January.

Due to a potential large volume of trees and trash that may be accumulated, it may take two separate trips to collect a resident's trash and trees. Therefore, do not be alarmed if the trash is collected and the trees are still at the curb. The trees will be picked up on the same day as the trash.

DO NOT TAKE TREES TO THE PARK AND DUMP THEM.... YOU COULD BE PROSECTUED!

TEEN SERVICES

ATTENTION TEENAGERS: Your ads run free but **must be renewed once every 6 months**. The date at the end of your ad indicates the last month your ad will run. All ads must be submitted in writing and mailed or delivered to:

**RCNA, c/o Kelly Buczek 6407 Crowley Trail
Austin, Tx 78729 or email: kellyb@usa.net**

Laura Pevoto, 12. Need a responsible babysitter? I am certified, responsible, cautious, and great with kids. Lots of experience. References upon request. Also great with pets. 331-8493. (12/01)

Claire Pevoto, 13. Certified babysitter, experience with all ages. Available for daytime and night-time sitting. References upon request. Call 331-8493. (12/01)

Eric Blankenship, 15 – “Bling Blingin Car Cleanin” detailing service. I will clean the interior, exterior and wax your car, truck, van or boat. Excellent prices. Services available at any location. Call today for a quote and appointment: (512)335-2787. (01/02)

Rebecca Thomson, 13 - Need a babysitter? I have worked with kids of all ages as well as Special Education children with a wide range of disabilities. I am certified, responsible, cautious and playful. References available upon request. Call 249-9633. (4/02)





**Cooking Cajun Style
Fried Turkeys for
Christmas**

You provide the turkey.....\$1/lb.
**Turkey must be completely thawed

Injected Marinade.....\$2.00

Reserve your bird after Dec. 1st
Ask for Brad or Jo 335-1805

Decorative Accents

"Specializing in Murals, Faux Finishes,
Hand-Painted Furniture, and Unique Framed Cut-Arts"

Dana Woloski
Artist/Muralist

512.335.7673
dwoloski@aol.com

Call for a Free Brochure!

CLASSIFIEDS

Classified Ad rates are 25¢ per word, per month. Deadline for ad's is the first of each month for the following month/issue. **Payment in full is required before publication.** Any ads received after the deadline will be held until the next month's publication. **No exceptions will be made.** Send to:
**RCNA, c/o Kelly Buczek 6407 Crowley Trail
 Austin, Tx 78729 or email: kellyb@usa.net
 258-6482**

MaryKay - Julia Hall 257-1067 or 796-7718, email: juliahall@austin.rr.com.
 Website: www.marykay.com/juliah. *Milwood Resident discount.* (8/02)

Tupperware!! April Bliss, Milwood Resident, call 658-3915 (4/02)

Low Cost House Painting by True Grit - Reasonable and Reliable. Milwood Resident/RCNA Member. 218-1445(12/01)

BeautiControl Cosmetics-Julie Lucas. 331-9531. New Clients Welcome. (12/01)

Tupperware!! – Custom Kitchen Planning. Parties. Kelly Buczek, Independent Consultant. 258-6482. kellyb@usa.net or my.tupperware.com/buczek (6/02)

EBay PowerSeller & Consultant seeks employment selling your merchandise on eBay or training you for same. Businesses & Individuals. 250-2491.(12/01)

Registered In-home daycare of 5 years has 2 openings for 1 year old and up. Wonderful learning environment, balanced meals and remarkable children! Part-time care available. Donna 331-0973 (12/01)

Spanish Teacher- Odilia DeLeon-Alvarado 657-9817, odilia_alvarado@yahoo.com, Milwood resident and native Spanish speaker. Available to teach all ages, (esp 3 to 5 yrs). I use fun Accelerated Learning methods (mainly interactive games) to teach conversational Spanish. Reasonable fees of \$30/month. (12/01)

Discovery Toys- Let me help make your Christmas shopping easy! Brandie Kennedy 388-1009 tbkenedy@qwestonline.com, www.DT-families.com/brandie.toys (12/01)

Garage Sale Guru-Let me help you plan your next garage sale. I've attended over 500 garage sales in Austin in the last 2 years, most of them in Milwood. I'll provide all supplies you need (tables, clothes racks, tags, street signs, etc.) as well as pricing information. 657-9817 or [Odilia Alvarado@yahoo.com](mailto:Odilia_Alvarado@yahoo.com) Milwood Resident.(12/01)

Southern Living at HOME™ - Stephanie Nold. Announcing ...an exciting new Party Plan Company! Now you can share friends and family the products, recipes, and decorating ideas inspired by the pages of *Southern Living* magazine. To learn more about career, catalogs, or hosting your own party, please call 779-6436! Or email: atHomeStephanie@ivillage.com (12/01)

Home Childcare – individual, loving care in family setting for infants and preschoolers. (Drop-ins welcome). Call Betty 249-7088. (12/01)


Check Engine Light On? I will come to your house to download your trouble codes and turn off the check engine light. Can also graph all engine sensors to assist troubleshooting your problem. Offered service for all vehicles built from 1996 and later compliant to OBDII standard. Available nights and weekends, \$30 for service, satisfaction guaranteed. RCNA member Bobby Rogers 257-2349.(12/01)

Custom Sewing For Your Home-Window coverings and decorating items made the way you want them for a great price! Call Betty - 249-7088. (12/01)


MARTIAL ARTS - SELF DEFENSE
FREE - FREE - FREE!! I am looking for 3 to 5 students to teach. All ages, sex, and sizes are welcome. This is a free weekly class to those who are: 1. Respectful, 2. Dependable, and 3. Dedicated. Call and leave a message. David Hunsaker 249-0101. (12/01)

Best Time to Fertilize, Plant Trees and Shrubs
 Yard man from your neighborhood. Mow and edge, trim your trees and shrubs. Honest and able. Kent 249-8504 (11/01)

Post Net



Decorate Your Home Contest




***Let's make Milwood one of
"The Places to Visit"
this Christmas Season!!***

**The RCNA is pleased to announce it's
Fourth annual Christmas Contest.**

*The rules are simple:
Be sure to have your home decorated for the holidays!!*

**Nominations will be accepted
December 1 through December 15**

***To Nominate a home: call Richard Miller
(RCNA President) at 331-6838
or email to RCNA@austin.rr.com***



**Judging will be between
December 17 – December 20
*Be Sure To Leave Your Lights ON!!***

*Watch the RCNA website for a listing of the homes nominated, as well
as the winners!*



Happy Holidays!

