



Rattan Creek Neighborhood News

Serving Milwood at North Austin MUD # 1 since 1983

Distributed Monthly By The Rattan Creek Neighborhood Association, Vol. 18, No. 1

February/March 2003

Attention: New Pool Process

A new system for use of the Rattan Creek Pool will be implemented starting with the 2003 Summer Session. Therefore, the registration procedures have also changed.

Pin-on tags and guest pass cards will no longer be issued. Instead, scan cards (ID Badges) will be issued and guest passes will be tracked electronically

The new process is as follows:

All applications and payments must be submitted to ECO Resources, either by mail or in person. The applications will be date and time stamped when received. Summer/Annual 2003 applications received by Noon on Fridays prior to May 1, 2003, will be processed and member information will be provided to the pool. ID badges will be available for pick-up at the pool on weekends from Noon to 6:00 PM, beginning March 1, 2003 through April 30, 2003.

After May 1, 2003, all applications received by 5:00 PM on Tuesdays will be processed, member information will be provided to the pool and ID badges will be available for pick up at the pool beginning the following Wednesday from 2:00 PM to 8:00 PM. All applications received by Noon on Fridays will be processed, member information will be provided to the pool and ID badges will be available for pick up at the pool beginning the following Saturday from 2:00 PM to 8:00 PM. **Please note that badges are available at the pool only on Wednesdays and Saturdays.**

All members receiving an ID badge (ages 3 and up) must go to the pool to get their badge, as photos will be taken of each member. Photos will not appear on your badge(s). (When your badge is scanned, your photo will appear in the system, along with your member information. This information will only be available to pool and ECO Resources personnel.)

Complimentary guest admittances will be

NOTICE: The Rattan Creek Pool may possibly be closed the entire months of March and April due to deck replacement. Please check on the website and at the pool for postings.

EVENTS

February

- Feb 14 Valentine's Day
- Feb 17 Presidents Day
RRISD Holiday
- Feb 19 MUD Meeting, 6 pm
9511 Ranch Road 620 North
- Feb 20 RCNA Meeting, 7 pm
13207 Darwin
- Feb 25,26,27 Taks Testing



March

- Mar 10-14 RRISD Spring Break
- Mar 17 St. Patrick's Day
- Mar 19 MUD Meeting, 6 pm
9511 Ranch Road 620 North
- Mar 20 RCNA Meeting, 7 pm
13207 Darwin



April

- Apr 6 Neighborhood Garage Sale
- Apr 5,6 Neighborhood Cleanup
- Apr 6 Daylight Savings
"SPRING AHEAD"
- Apr 16 MUD Meeting, 6 pm
9511 Ranch Road 620 North
- Apr 17 RCNA Meeting, 7pm
Rattan Creek Park *
- Apr 17,18 RRISD Spring Holiday
- Apr 18 Good Friday
- Apr 19 RCNA EASTER
EGG HUNT
Rattan Creek Park
- Apr 20 Easter Sunday
- Apr 21 RRISD "Bad Weather"



* in case of bad weather RCNA Meeting will be at 13207 Darwin

RCNA Board of Directors

P.O. Box 200584

Austin, Tx 78720-0584

Website: www.rattancreek.org

RCNA Board of Directors:

President

Eric Freeman 257-7869

Email: eric.freeman@acm.org

Vice President

Jo Jones 335-1805

Email: jrjones@austin.rr.com

Secretary

Diana Rabideau 331-7460

Email: drabideau@austin.rr.com

Treasurer

Hutch Gregg 335-0455

Email: hutchg@austin.rr.com

RCNA Committees:

Membership:

Volunteer Needed OPEN

Safety/Security, Streets/Utilities:

Martin Robinson 219-1812

Publicity/Social:

Volunteer Needed OPEN

Website: www.rattancreek.org

Hutch Gregg 335-0455

email: hutchg@austin.rr.com

Newsletter Staff:

Editor: Jo Jones 335-1805

email: JRJones@austin.rr.com

Classified Advertising/Teen Services:

Kelly Buczek 258-6482

email: kelly@buczek.org

Display Advertising:

Jo Jones 335-1805

Distribution:

Dallas Hall 257-3494

New Neighbors/Babies:

Terri Olsem 219-7931

email: terriolsem@aol.com

Recipe Corner:

Stephanie Doherty 249-0253

email: thedohertys@austin.rr.com

Yard of the Month:

Jon and Gina Martin 331-1109

*The Rattan Creek Neighborhood News welcomes your letters and guest columns. Letters must have a verifiable signature. Guest columns and letters will be printed on as space available basis. Neither the Rattan Creek Neighborhood News nor the Rattan Creek Neighborhood Association accept responsibility for the opinions expressed in editorials, letters or guest columns. The Rattan Creek Neighborhood News reserves the right not to publish any submissions and the right to edit all submissions. Mail to the following address:
Jo Jones, RCNA Editor, 13119 Green River Trail, Austin, Tx 78729 or e-mail: JRJones@austin.rr.com*

President's Notes

This month's installment / grab-bag / mish-mash of neighborly thoughts from the RCNA:

Annual Dues


It is time, once again, to renew your RCNA membership and send in your annual dues. I want to encourage you to sign up soon so that we can plan a busy year of neighborhood activities. Remember, your dues pay for a number of annual neighborhood events and services:

- a. \$1500 in college scholarships for graduating McNeil High School seniors.
 - b. Members-only Pool Party and Barbecue lunch.
 - c. Easter Egg Hunt.
 - d. July Fourth Parade
 - e. Fall Rattan Fest and 5k Run.
 - f. Christmas Caroling and Bonfire
- Bi-monthly Newsletter.

Our dues are a relative bargain, compared to other neighborhood associations in the area. Membership is not mandatory – which is a good thing; but being voluntary means we depend on con-

(Continued on page 3)

A Valentine Gift that lasts forever!



*Long-Stemmed
Red Roses
dipped in 24 k Gold*

available in Pink, Red or Gold

*A gift that is as lasting as your love,
for your valentine!*



*Spring Weddings:
Large selection of diamond rings.*

Gift Cards Now Available!!



Martin's Jewelry Box
8650 Spicewood Springs Road, #202
331-1109



Jon Martin, Owner

RCNA Member/Milwood Resident

WATCH BATTERIES \$4.95 INSTALLED

Valid with Coupon (expires 03/31/03)

(President's Notes Continued from page 2)

vincing you that our events are worth \$20 a year. I think we are well worth the \$20 per year.

Heck, the way my family eats brisket at the annual pool party and marshmallow peeps at the Easter egg hunt practically pays for itself.

Most importantly, more members means more funds for scholarships and community service activities. Speaking of scholarships ...

Scholarships Available

This year, the RCNA is underwriting \$1500 in college scholarships for graduating McNeil HS students whose families are members of the RCNA. While the application deadline is not for a few months yet, parents and students, start thinking ahead. Feel free to contact me at 947-5204 or eric.freeman@acm.org for more information.

Neighborliness

We've received several reports over the last few months of specific residents being quite, well, how do you put it: un-neighborly. Loud music late at night; vehicles being rebuilt in the street; loud vehicles late at night or extremely early in the morning. And this is all in a single residence!

A simple reminder for everyone: this neighborhood will become what we make of it. Show respect and courtesy for your neighbors, and this neighborhood will stay great. Act as though your neighbors don't matter to you, and soon the neighborhood will rot. If we want this neighborhood to stay attractive, peaceful, and cooperative, we're going to have to stop treating our neighbors as though they don't exist.

Personal Safety

Though our neighborhood remains quite safe in the scheme of things, the last few months have seen several incidents that remind us of our need to stay vigilant. Several nasty accidents, and an assault along McNeil road; petty car break-ins in the neighborhood; and several vandalism incidents in Rattan Creek Park. Simply put, we need to put a little more effort into keeping the neighborhood safe and secure.

The RCNA will work closely with the MUD board and local law enforcement to help keep our neighborhood safe and quiet. We have a safety committee within the RCNA, and I'd appreciate hearing from any of you who would

be interested in contributing ideas or time towards ensuring our safety. Please call or email me if you are interested.

Perhaps, it is time to start up the neighborhood watch program again. It is relatively simple, blocks of neighbors get together and exchange names, phone numbers. Everyone helps to keep an eye out for their neighbors. Williamson County Sheriffs Department would be more than willing to come out and speak to groups of us at a time. Please call or email me if you are interested.

I believed when I moved here, and I still believe now, that our neighborhood is one of the safest and most pleasant in Austin. We just need to make sure we do our best to keep it that way.

Eric Freeman,
RCNA President

**THE COMMUNICATION
TECHNOLOGY OF TOMORROW.
THE BUSINESS OPPORTUNITY OF
A LIFETIME!**



Earn unlimited income introducing video communication to the world! Video-chat with family, friends, business associates, and send Video e-mails! New 8Point crystal-clear video technology developed for military satellites, now **a huge opportunity for entrepreneurs like YOU!**

<http://www.8pointcom.com/hometech>

Around Rattan Creek

New Neighbors and Babies:

New Neighbors:

Mike Moras
6601 Luckenbach



Don Jackson and children:
Emily and Hunter
6613 Hondo Bend

If you know someone has just moved into the neighborhood, or just had a baby, help us to welcome the new folks and/or congratulate our neighbors on their special event. Please contact Terri Olsem at 219-7931, Or email to her at terriolsem@aol.com.



Milwood Parent Activities

Playgroup for babies born between July 2001 and July 2002. Please call Angela at 336-9067

Young Toddlers (Born Sept 2000-Aug 2001): New Group! Call Kelly Buczek at 258-6482.

Toddlers (2 to 3 years): Call Jackie Gibbons at 257-2230.

Toddlers (3 years): Call Julie Oliver at 258-5661.

Toddlers (Children with birth dates in Fall 1996 and Summer/Spring of 1997): Call Candance Kreiling at 331-9773.

Multi-age Summer Group (5 years and younger): Call Dallas Hall at 257-3494.

Home schooling Group (all ages): Annette Anderson 250-5137.

Are you interested in a group activity not listed? There may be others interested in the same activity. Call Marcie at 335-6960 to get your name listed for a new group.

Milwood Parents.....

Please contact Marcie De Oliveira for updates, new groups, changes or reports on activities at 335-6960 or by e-mail - mdeoliveira@austin.rr.com

01/15/03

AustinWWW

Dynamic Web Design & Hosting

Specializing in E-commerce, Real Estate, and database-driven sites at an affordable price!

<http://austinwww.com> (512) 695-1755

e m a i l : i n f o @ a u s t i n w w w . c o m

SKC Enterprises
Bookkeeping & Personal Services

Sandy Cusick
Bookkeeper/Realtor

1012 Timber Trail
Cedar Park, Tx 78613
Cell: 512-627-4113

Fax: 512-219-1477
Email: scusick@austin.rr.com

Welcome Home Realty, Inc.

We don't just sell houses...

We Welcome You Home!

Jo R. Jones
Broker

Office: 335-4024

Cell: 633-2604

RCNA Member/Milwood Resident RCNA Event Sponsor
RCNA Scholarship Fund Donation for each sale I make in Milwood!

assigned with ID badges purchased. All additional guest admittances may be purchased through ECO Resources. Individual admittances may also be purchased at the pool. The number of admittances (complimentary and purchased) will be entered into your member information, as well as be deducted with each use. (You may contact the pool for information on remaining guest admittance uses.)

Note: NO EXCEPTIONS - Receipts will no longer be accepted for admittance into the pool. You will only be able to pick up your ID badge(s) to gain admittance to the pool on the days specified above, regardless of what day you apply. Please apply during early registration to ensure you have access to the pool at your first anticipated visit. NO EXCEPTIONS.

Please look inside this newsletter, on pages 11-14 for more details, schedules and the Summer/Annual 2003 application. This information will also be available on the District's web site: <http://www.northaustinmud1.org>

Contact Dana Seidl, with ECO Resources, at

(512) 335-7580, or by email at: dseidl@ecoresources.com, if you have any questions or concerns regarding registration.

*** This new process does not apply to registration for the Winter 2002 Session, which ends on April 30, 2003.**

NOTICE:

The Rattan Creek Pool may possibly be closed the entire months of March and April due to deck replacement.

Please check on the website and at the pool for postings.

Emergency Numbers:

Emergency – 911

Non-Emergency Numbers:

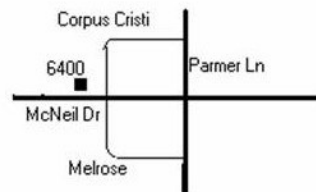
**Williamson County Sheriff
943-1300**

**Travis County Sheriff
854-9285**

**Williamson County Constable
248-3239**

**Jollyville Fire Dept.
258-1038**

**AustinSmileCenter.Com
Gregory P. Watson, DDS**



6400 McNeil Dr
#105
Austin TX 78729
(512)996-9990

- Cosmetic Dentistry and Braces
- Porcelain Restorations and Veneers
- Tooth-colored Fillings
- Most Insurances accepted
- Complementary Cosmetic Consults
- 0% 12-month financing w/ac

**Take-Home Teeth Whitening
Kits Only \$ 199.00**

996-9990

Time to Renew Your Membership With the RCNA!

Last year, 2002, the RCNA had only about 450 out of 2800 households send in their **\$20 annual dues**. We are lucky to live in a neighborhood where the dues are voluntary. Many neighborhoods and especially the new ones, the dues are mandatory. Most neighborhoods pay \$10+ each month, our dues are only \$20 a year. We are actually the envy of many of those neighborhoods, most cannot believe that we are only a voluntary organization and yet are able to produce the amount and type of activities and newsletter that we have.

What activities you ask?

For instance, the *Annual Easter Egg Hunt*. Every year we have more and more children, but less and less funds to work with. Many folks have voiced that we should have more eggs/prizes for the children. Well, that takes money and volunteers. With the dwindling participation in the neighborhood association (both monetary and volunteers), events such as this will inevitably suffer. Yes, we do get donations of candy and eggs, but we always need to buy more.

Other events include the *"Members Only Pool Party"*- the Pool Party is a catered event for those that did pay their dues - *sort of a reward*, *"Rattan Fest"*- usually costs a little, for items like the T-Shirts for the run, signs

used, or other items needed. *"Caroling in the Park"*-the song books are printed, so again a small cost. The *"Neighborhood Wide Garage Sale"*- that is held twice a year, the RCNA pays for the ads and signs to bring folks to our neighborhood.

The dues also help fund our scholarship program, last year we gave out two scholarships to RCNA members, totaling \$900, this year we have voted to give out 3 scholarships totaling \$1500.

In 2001, a hard decision was made to reduce the frequency of the newsletter, but due to rising costs, the economy and lower association participation, the RCNA had to cut down expenses. We feel that the newsletter is such a vital part of our neighborhood communication that rather than just the folks who paid their dues receiving the newsletter, we reduced the frequency. Now the newsletter comes out on the even months.

Please send in your \$20 for the year. Thank you for your support, we depend on you!!

kelly

February, March Gardening Tasks – It's almost planting time!

Planting Time is almost here, although, we can still have a freeze past Valentines day and into mid March.

Plant some **annual plants** for spring and summer color, try carnations, mums, petunias and bluebonnets. A small bed or some pots with some annual flowers provides a spot of color for your yard at a nominal cost. They are easier to maintain if they are near a door or window to remind you to water, fertilize, and deadhead them periodically.

Most of the herbs do well in pots and make your front entrance smell great after you water them. Try Rosemary, Thyme, Basil, Mints (a dozen types, great for adding to tea), or a couple of Chile Pequin (has small red peppers). Use pots bigger than you think you need,(but small enough to move in or out of the sun) remember, plants grow, and several plants in a pot make a bushy bouquet quickly. A pot can make a pretty touch to the front sidewalk, deck, patio, or driveway.

Perennial flowers and shrubs will come back each spring and provide many years of enjoyment. There are lemon and the hot pink verbenas that spread well and bloom all summer.

For **partial shade** the red and yellow Columbine are great plants (mine stayed green all winter), nice lacy, blue green foliage and they bloom most of the summer with an occasional foliar feeding of sea weed or Peters, or something. They really need compost for mulch to do well.

Trees - It is always time to plant trees so if you have been putting it off, select a few 1 to 5 gallon trees and start growing the beauty and shade you'll enjoy for years. Remember, deciduous trees on the South and West side of the house to block the summer sun and let in the heat after the leaves fall. Large shade trees include the Cedar Elm, Chinquapin Oak,, Bigtooth Maple, the Chinese Pistache, and the large Burr Oak.

Some of my evergreen favorites are , Texas Mountain Laurel (for a small tree with beautiful and fragrant blooms in the spring), Afghan (Eldacara) Pine, Bald Cypress (in a low spot, they need a lot of water to stay green).

For under story size trees with beautiful spring blooms, plant and enjoy the Mexican Plum, Texas Redbud, Texas Persimmon (a bit dirty with dropping fruit, so put one or three in a corner), or Desert Willow in full sun.

Remember to water new plants periodically for the first 2 years to establish the roots. After that your watering can be determined by how fast you want the plants to grow.

Add Compost - As always, add composted material to beds and lawns for slow release fertilizer and to add organic matter to our Blackland Prairie heavy clay soil. If you have little soil over layers of limestone, you need organic matter also. The nurseries have composted material by the bag and by the truck load. Several of our neighbors split a 6 yard truck load of Dillo Dirt to share the cost of the delivery truck every year or so. It sure makes great looking flowers and grass and helps lower the pH of our alkaline soil which releases the nutrients to the plant roots.

Tree Care - We can still have a freeze through Valentines day so pruning fertilizing and cleanup of yards should wait until late February. These activities stimulate new growth that can be easily killed by a late frost. Most plants require warm nights (when the soil is really warm) before much growth starts in the spring.

Prune Trees and Shrubs - Prune now only to remove dead branches, diseased, crossing, rubbing, damaged branches, narrow weak crotches, or multiple main stems (try for only one main stem). When pruning, make the cut beyond the branch collar leaving a small stub. A flush cut requires the bark of the trunk to eventually close the wound and is much slower growing than the branch collar bark, which will quickly enclose the nub. Do NOT paint the cuts on any trees (except for live oaks to keep away the beetles carrying the live oak fungus).

Do Not prune live oak trees after February 15 until May to minimize the spread of Oak Wilt disease. If pruning is essential, hire a professional who knows how to properly sterilize tools, paint wounds, and dispose of cut limbs.

Since I had a virus or fungus under the bark of one of our live oak trees a few years ago, and I talked to a dozen or more people and got a short course in live oak maintenance. As I remember it, live oak trees grow for 120 days from February to May when they shed their leaves, grow the yellow flowers, drop them and grow new leaves. This is the time to fertilize and provide extra water to live oak trees. The main roots are 8 to 10 inches down and require access to oxygen from the soil.

(Continued from page 7)

If you have compacted soil in your yard where the water and air do not reach the roots the best treatment is to rent an aerator, run it over your yard and then fertilize with 1/8 to 1/4 inch of Dillo Dirt. If you have a sprinkler system, mark and stay away from the sprinkler heads.

If your trees are in real stress have a tree company drill 2 inch by 8 inch deep holes, and put fertilizer in the holes or inject some fertilizer every square foot to beyond the drip line. Then water deeply with a soaker hose every week for 2 years. This saved my tree but usually such drastic measure shouldn't be required if all the roots haven't been paved over or severed.

Do NOT smother tree roots, more than 2 or 3 inches of soil, mulch, rocks, or anything over the roots of trees (especially Live Oaks) will reduce their ability of the roots to gather oxygen, exclude carbon dioxide, and limit water flow. This greatly slows the growth of the tree.

One of our neighbors recently put 5 to 6 inches of 2-3 inch river rock in his backyard under 3 large Live Oaks where the shade and pacing dog had turned the St. Augustine grass into mud. By early

January, one tree was quickly losing leaves and the other two did not have nice shiny leaves. After we looked at them, we called in an expert from Davey Tree (was Caldwell Tree) who suggested waiting until spring to see if they grew out. The deep stones were not helping it grow and so the owner removed down to a couple of inches at most. They were also going to deep fertilize the trees in the Live Oak growth season of mid January to March when they drop leaves, bloom, pollinate, drop blooms and hulls, and grow new leaves. This early spring fertilization usually does wonders for the strength and growth of live oak trees.

Pruning and Maintenance - At a Xeriscape Garden Club meeting Pat Wentworth discussed pruning and maintenance of trees. Pat is very involved in the local state and international arborist associations, has his own company and comes well recommended. His answer on how to fertilize trees was do what nature does; put 2 or 3 inches of compost and 4 inches of mulch under the tree extending 1 1/2 times beyond the drip line. I was surprised to learn that the Austin area native trees have such a wide spread root system to quickly capture rain water before it runs off. The trees around new homes

(Continued on page 9)

Gene Schubeck, GRI

Real Estate Consultant

Office: (512) 637-8209

Fax: (512) 346-9634

Home: (512) 331-6063



9430

Research Blvd.
Echelon IV, Suite 180
Austin, Tx 78759
Schubeck@texas.net
An Independent Member Broker

Place Gene's photo here

Call me for a Free Market Analysis

(Continued from page 8)

have been stressed by cut roots and the compaction of the soil by construction equipment.

A practical process to loosen up our heavy black clay soil includes: Go in with your neighbors to rent an aerator to loosen up the soil;

- Fertilize with a slow release fertilizer (urea based) or 1/8 to 1/4 inch of Dillo dirt and;
- Water it in well every week for several months during the growing season. Tree spikes or any strong fertilizer spread on the grass feeds the top few inches where the grass roots are, but will not get the fertilizer down to the tree root hairs where it is needed. Nothing migrates through this clay quickly.

Prune Crepe Myrtles early to hold the size of the plants and encourage multiple stems. They bloom on new wood, so cut away. To prune the lovely crepe myrtle trees/bushes they should be pruned down to wood the size of a pencil. They bloom on new wood, so pruning helps the new branching and the blooming, if not done too severely. If they are the large variety and must be made smaller, heavy pruning will usually work ok but it makes ugly stick trees for a few months.

Plant some things and build the future yard you want, your kids will even want to help if they get to participate in the planning, buying, planting and watering. Enjoy gardening it improves your outlook and life -- you deserve it.

Frost damaged or dead foliage should be cut back to good wood after March 1st to encourage new growth after the late frost date.

Prune brown looking perennials like the Lantanna and some native grasses down to 1" from the ground, they will come back from the roots. Prune early flowering plants like the Salvias after the spring flush of blooms by cutting the tips off and shaping the plants to prepare for a second flush of blooms in late summer.

Now is the time to prune the Nandinas: the birds have eaten the red berries by now. If the size is OK, trim a bit off to encourage fullness and blooming and berries next year. To reduce the size of the plants, cut the tall canes clear down to the ground. To improve the look of older plants, cut 1/3 of the canes to the ground each year leaving a well shaped plant.

If caterpillars ate leaves of your plants last year,

(Continued on page 10)

Free Estimates



In Business Since 1989
Interior and Exterior
Insured
No Money Upfront
Excellent References
512-267-6200

www.southernpainting.com

Edward Jones®

Todd Holubec

Investment Representative

McNeil & Parmer, Next to HEB
 6001 Parmer Lane, ste 210
 Austin, Tx 78727

Bus (512) 219-1191

Fax (877) 295-3117

Serving Individual Investors Since 1871

- More than 250 unique and stylish items to brighten your home
- Build a successful business around your own schedule.
- Host a home show for your friends and enjoy the many rewards.

Southern Living
at HOME™

Interested?

Katie Wilson • 512-336-9052
www.southernlivingathome.com/katie

(Continued from page 9)

now is the time to buy some *Bacillus thuringiensis* (called BT, Bio-Worm killer, Thuricide, et al). Look at your plants often and when you see some worms, mix up some (just as much as you can use, it does not last) and spray the plants with caterpillars, they like the tender tips so get the ends especially. Watch your Texas Mountain Laurel trees, the tips are especially tender and that is where the fragrant purple blooms will appear if you spray a few times so the worms don't spoil the blooms.

For the mealy bugs and anything else soft bodied, including fleas, scatter sharp (not from the pool supply store) diatomaceous earth (DE) around the plants on dry days. There are commercial products with DE and pyrethrum that are especially effective. If you have cats or dogs, scatter some DE where they roll in the dirt and you may not have any fleas on the pets this year. You must repeat every few weeks as it washes into the soil.

Only spray the plants effected by worms and scatter DE where you are losing plants to bugs. It really is a waste of money and it damages the environment to go over the entire yard with a general purpose bug killer. Take the time to see what the problems are and take care of those, you will enjoy the walking around also. I have found that spreading a general-purpose insecticide around the foundation and in beds near the house in spring and fall when the bugs are trying to move inside provides a barrier for the critical few weeks. Much more effective and cheaper than covering all of the yard.

Fire ant control I do not know if we will be able to buy Logic fire ant bait again this year, a carcinogen was found in it and it was taken off the market last fall. The ranch supply stores may have it under the name Award. The only alternative product for full yard coverage I know about is Amdro. There are some new products coming out. Give them a try and call me with the results. Happy hunting

If you still have some Logic, start with spreading the Logic (Award) when the dew has dried, soil temperature is above 60 degrees, and it is 2 to 3 hours before the rain. Sprinkle everywhere except within 4 feet of mounds. These principles apply to any insecticide, the idea is to spread it when the bugs are active and foraging for food and will pick it up and take it down to the queen.

For fast control of fire ant mounds where you walk or play, sprinkle 2 teaspoonfuls of Orthene

powder on each mound. It smells bad so the cats, dogs, and kids will leave it alone and it will kill that hill of ants.

Brown Patch in St. Augustine Grass is the wet soil condition where you have circles of fungal brown patch. Rake the dead grass thatch off and compost or throw away. Add live compost and the microbes will eat the fungus. If you water by sprinkling lightly to encourage grass spreading and then let the grass dry in between waterings you will reduce the fungus growth. Replacement sod is easy, just buy a few squares, rake or dig up the soil and dead grass, work in some compost or a little fertilizer or root stimulant, lay down the sod, press down well and water. Keep the new sod moist enough so the roots do not dry out for several months until the roots grow down into the soil.

Thin St. Augustine grass and Live Oak leaves. If you have thin spots in St. Augustine grass, in early spring and fall, overseed with Fescue grass seed now while it is cool to thicken the turf and let the St. Augustine re grow. Aerating the soil will help the roots grow. A large machine can be rented to do the entire yard. It punches holes and pulls out the plugs of soil. For small areas and along sidewalks and driveways which have been tamped down, apply some clean masonry sand and then poke holes with a garden fork or an aerator tool.

In Austin, most leaves will naturally compost in place and provide fertilizer to the soil and can be left in place, especially if you have a mulching mower. **Live oak leaves and some other leather-like leaves do need to be raked up** because they will make thatch-like layers and not let the water and air through. Live oak leaves do not compost easily either, so bag them and put out for the solid waste disposal pickup.

Plant and fertilize now. Finish planting roses, fruit trees, and vines and then feed all perennials by mulching with compost to control fungi and to slowly feed the plants. There are many granular fertilizers (organic or non-organic) which will build up the strength of perennials now early in the spring. Follow the directions on the package and spread well and water in well to make the fertilizer available to the plants.

A light dressing with fertilizer every 6 weeks will keep plants blooming and growing well all summer. A weekly or so foliar feeding of liquid fertilizer, liquid sea weed and fish emulsion will keep the blooming plants doing well. If you want

(Continued on page 15)

**PLEASE READ ALL INSTRUCTIONS CAREFULLY
BEFORE COMPLETING APPLICATION**

- All members receiving ID badges must be listed, with birthdates, for the application to be considered complete. (Children under three attending the pool do not need to be listed.)
- Guest admittances can only be purchased by a member of the pool. All guests must be accompanied by a pool member.
- Three guest admittances will be assigned with each ID badge purchased. Six admittances will be assigned with each annual pass. (Complimentary admittances are not issued with ID badges purchased for replacement of a lost or stolen badge.)
- A check made payable to North Austin M.U.D. #1 (NAM1) Pool must accompany the application to be processed.
- A check for pool ID badges, tennis key and/or RCNA **must be mailed separately** from the payment for the NAM1 water bill.
- Replacement fees for lost or stolen ID badges are as follows:
Summer / Winter Badge: \$5.00 each Annual Badge: \$10.00 each
- If purchasing a combination of summer only / winter only and annual ID badges, please specify for whom the annual ID badges are to be assigned to, as each ID badge can only be assigned to **one** person.
- ID badges can be picked up at the pool (during the summer session) on Wednesdays and Saturdays, 2 PM to 8PM, after your application is processed at ECO Resources. **Each** person for whom an ID badge is purchased (ages 3 and older) will need to have their picture taken at the pool office before the badges will be issued. No additional paper work will need to be completed at the pool, but identification will need to be shown. (If registering prior to the summer session, ID badges may be picked up March 1st – April 30th on weekends, Noon to 6PM.)
- Members registering by 5:00 PM on Tuesdays will be able to pick up ID badges at the pool beginning on Wednesday. Members registering by Noon on Fridays will be able to pick up ID badges at the pool beginning on Saturday.
- Annual ID badges are good from the beginning of the summer session until the end of the winter session of the same year and not necessarily a year from the date of purchase. (i.e. valid from May 2003 to April 2004)
- Tennis court keys are good from (approximately) the first of May until the end of April of the following year. New keys will need to be purchased at this time every year. **Only ONE key can be issued per household.**
- ID Badges, guest passes and tennis court keys are not pro-rated at any time.
- Please make sure you are filling out the appropriate application for the ID badges, etc., that you are requesting. (The application should state the year and session being registered for above the listing of fees.)
- If your child will be three years of age *PRIOR to opening day* of the session being registered for, he/she WILL need an ID badge purchased for him/her.
- Only ID badges will be available at the pool. All applications and payments must be submitted by mail or in person to ECO Resources.

Receipts will not be accepted for admittance into the pool – NO EXCEPTIONS.

ALL INCOMPLETE OR INCORRECT APPLICATIONS WILL BE RETURNED WITHOUT PROCESSING

Rattan Creek Park, Pool and Court Rules and Regulations

Rules are established and adopted by the North Austin Municipal Utility District #1 Board of Directors
Pool Identification tags and tennis court keys must be purchased through the District Manager
ECO Resources 9511 RR 620 N, Austin, Texas 78726-2908

Pool Rules and Regulations

Identification

1. Pool is available to District residents who have paid tag fees and their guests. Out of District memberships are available. Only individuals with tags may enter pool area.
2. Identification tags must be worn by swimmers at all times.
3. Report lost or stolen I.D. tags to the pool manager. Replacement tags can be purchased through ECO Resources for a \$5.00 fee.
4. Use of pool I.D. tags by any one other than the swimmer listed on the current year's registration form will lead to forfeiture of that I.D.

General Requirements and Conduct

1. Conduct by any person deemed to be dangerous, unwarranted, or offensive is grounds for discipline by the lifeguards. Offensive behavior in particular, will be dealt with on an individual basis and could result in suspension from the pool. Any individual suspended three times may also lose all pool privileges for the season.
2. Running, jumping, skipping, or any activity other than ordinary walking in the pool area is strictly prohibited.
3. Bicycles and skateboards must be walked in front of the pool entrance for safety. No motorized vehicles are permitted in the park. No pets are allowed in the fenced pool area. Pets must be on a leash while in the park.
4. Pool may close for five (5) minutes each hour as a safety precaution
5. Floating devices are not allowed in the pool. Water wings or swim rings for non-swimming children may be used if accompanied by parent or approved baby-sitter.
6. Glass containers of any type are not allowed inside the fenced area or in the bath house area.
7. No cutoffs or street clothes are allowed in the pool.
8. Only lifeguards are to be on the lifeguard stands.
9. No person shall talk to, shout at, or in any manner distract a lifeguard while on the lifeguard stand except in the case of an emergency.
10. Only masks approved by the Pool Manager will be allowed in the pool.
11. One lane will normally be designated for lap swimming at all times, additional lanes may be added at the discretion of the Pool Manager.
12. No smoking or alcoholic beverages are allowed in the fenced pool area.

Adult Supervision

1. Children under ten (10) years of age must be accompanied by a parent/guardian or authorized baby-sitter at all times while inside the fenced pool area, unless approved by Pool Manager.
2. Parents are required to provide written authorization naming a specific approved baby-sitter to attend their children under 10 years old at the pool. The baby-sitter must be fourteen (14) years of age or older and be a pool member or have a valid guest pass.

Guest Policy

1. Guest(s) must be accompanied by a registered pool member and submit a valid guest pass for admission. Pool members must accept responsibility for their guests.
2. Guest(s) must register with the gate keeper upon admission to the pool facility and sign a waiver of liability.

Private Parties

1. Adults eighteen (18) years and older holding a pool I.D. may make reservations to use the pool for a private party when the pool is not open for regular operating hours. All parties must terminate (all participants departing the facility) by 11:30 p.m.
2. Reservations must be made at least four (4) days in advance with the Pool Manager. Reservations are confirmed by a \$50.00 deposit. A reservation is not confirmed until the Pool Manager receives the deposit. The cost for rental of the pool is \$10.00 per hour

plus lifeguard fees.

3. Persons responsible for any parties must hire lifeguards. Lifeguards must be those guards that are under contract with the District.
4. Any damages resulting from a private party will be the responsibility of the lessee.

Wading Pool

1. Children taller than a height set by the Pool Manager will not be allowed in the wading pool.
2. Lifeguards will not monitor the wading pool. Children in the wading pool must have a parent or baby-sitter present at all times.

Pool Hours (as posted at the pool)

SUMMER SCHEDULE

Weekday hours are 11 a. m. to 9 p.m. Saturday hours are 11 a. m. to 9 p. m.; and Sunday hours are 12 Noon to 9 p. m..

WINTER SCHEDULE

Weekday hours are 12 noon to 1 pm and 4:30 to 8:00 pm. Saturday Sunday and Holidays 12:00 to 8 pm. Winter Maintenance closing will be posted at the pool.

General Information

1. At the discretion of the Pool Manager and as approved by the District Manager, certain periods of the normal open hours may be set aside for specialized activities such as, adults only swim, swim lessons, swim meets, and other special events.
2. Hours may be shortened before and after school starts, and during swim team season. Check the Pool Bulletin Board for scheduled events and scheduling changes.

Tennis/Sports Court Rules and Regulations

(In District Members Only)

1. No dangerous or offensive conduct will be allowed on the courts.
2. No pets, bicycles, skateboards, or motorized vehicles allowed on the courts
3. No alcoholic beverages are allowed inside the fenced court area.
4. No glass containers are allowed inside the fenced court areas.
5. A playing time limit of one hour (60 minutes) will be observed when other members are waiting to use the facilities.
6. Tennis courts one and two are subject to reservation by tennis leagues, not to exceed five (5) hours a week as posted at the courts.
7. A member may have a maximum of four (4) guests at a time on the sports courts.
8. At the discretion of the District Manager, certain specialized activities on the courts may be arranged.
9. A maximum of (4) players are allowed per tennis court at any time.
10. Soccer tennis is strictly prohibited.

Questions or Problems

Contact the Pool Manager or
Bill Burke at 331-7066.

North Austin Municipal Utility District No. 1 Rattan Creek Pool Winter Schedule 2003

February 2003

February 17 -28: Pool Closed for Maintenance

February 1 - 16: Pool Open - Winter Swim
Monday - Wednesday - Friday
12:00 - 1:30 PM, and 4:30 to 8:00 PM.
Saturday - Sunday 12:00 - 8:00 PM



**Time to get in shape for the summer!
Join the Rattan Creek Masters Swim Club**

For More Information,
Contact Tony Watt at the Pool

May 2003

Swim Lesson Sign up

May 3, 4, 10, 17, 18, 24 and 25
Hours - 12 to 6 pm at the pool.

Class's Start June 2

NEW

After registering, Pool ID Badges can be picked up in person at the pool beginning March 1st through April 30th on weekends only, Hours Noon to 6pm
May through August 17th ID Badges can be picked up on Wednesdays and Saturdays - 2 pm to 8 pm

POSSIBLE POOL CLOSURE THIS ENTIRE MONTH DUE TO DECK REPLACEMENT

March 2003

March 1 - 31: Pool Open - Winter Swim
Monday - Wednesday - Friday
12:00 - 1:30 PM, and
4:30 to 8:00 PM.
Saturday - Sunday 12:00 - 8:00 PM



March 10 - 14: Spring Break
Pool hours : 12:00 to 8:00 PM

ID BADGE PICKUP SCHEDULE

**March 1st – April 30th:
Saturdays & Sundays
Noon to 6PM**

**May – August 17th:
Wednesdays & Saturdays
2PM to 8PM**

**Rattan Creek Pool is Managed by
Clearwater Management**

Manager - Tony Watt

Pool phone - 257-8175

**Clearwater Management
Phone - 331-7066**

Pool closed: April 20 (Sunday)

April 30 Winter Swim over - Summer has arrived

ALL HOURS SUBJECT TO CHANGE. TO VERIFY HOURS, CALL 257-8175 (POOL).

(Continued from page 10)

additional growth on trees apply a double coverage of fertilizer under and around the trees to 1-1/2 times the drip zone. Water well two or three times in the next few days to really dissolve the fertilizer and take it down 8 inches to the Live Oak tree roots. This is especially helpful for live oaks in February and March when they are growing fast and losing leaves, flowering, re-growing leaves and generally creating a mess in our yards.

Dillo Dirt works well as a general top dressing (1/8 to 1/4 inch) for the grass and the beds. It works slowly, dissolving over 6 months and is will not be too strong and burn plants. The Home Depot store has it in small bags and AAA Grass on McNeil road has it in bulk for your pickup load or will deliver for a charge. A commercial composted product available in bags called Back To Earth (BTE) works well around plants to fertilize slowly and also keep weeds down . Use 3 to 4 inches of BTE or other coarser mulch under plants and trees for weed control. The larger nurseries have bulk compost that is cheaper and works well for a top-dressing on grass and for thicker mulching of plants in beds.

Lawn Fertilizers: Do not apply lawn fertilizer until after two mowings to reduce weed growth and strengthen the grass. To be precise about the

nutrition need of your soil, go to a nursery or contact Texas A&M for a soil sample kit. You will get back a report on your soil conditions and recommendations of the amount of Nitrogen and other nutrients that are needed for your soil.

General guidelines for fertilizer use are: Do not apply a weed and feed product, see below for the exceptions. Use slow-release granular organic or chemical fertilizers; Top-dress with compost or Dillo Dirt. Apply a slow-release blood, fish, and bone meal in early spring. Avoid more than 1 lb. Nitrogen per 1000 sq. feet. per application. Look at the percentage of nitrogen on the bag (the first number, like 15) .means a 40 pound bag with 15% nitrogen contains 6 pounds of nitrogen. That would be enough for 6000 sq. ft. which is much larger than our average yard planted area. Watch the

application rate carefully, more is not better. Using a broadcast spreader seems safer, you are not dropping piles of fertilizer every time you stop or turn around. A pile of fertilizer can kill the plants and the soil in that area for several years.

Lawn weeds: If you have rampant annual weeds growing from seeds a weed-and-feed fertilizer can

(Continued on page 16)



(512) 331-7382

Licensed Electrical Service, Installation & Repair
Home Automation, Systems Integration
Lights, Fans, Phones, Data, Cable, and more.

THE CRITTER NANNIES

- Pet & House Sitting
- Dog Walks
- Pet Day Care
- Pet Taxi

775-4070
critterlady@aol.com
Danette Musser




LOW COST HOUSE PAINTING
By True Grit

Exterior / Interior
Quality Workmanship at a Reasonable Price

218-1445
Brad Jones
RCNA member/Rattan Creek Resident
RCNA Event Sponsor
Member Central Texas BBB

Over 100 homes painted in Milwood

SERVICE YOU CAN RELY ON

ROBERTS
TERMITE & PEST CONTROL, INC.

- RESIDENTIAL • COMMERCIAL
- FREE ESTIMATES

• LIMIT ONE COUPON PER CUSTOMER
• NOT VALID WITH OTHER OFFERS
• MUST PRESENT AT TIME OF SERVICE

\$10⁰⁰ OFF Initial Pest Control Service

444-0132
RCNA Event Sponsor

Ask for **RJ Avalos**
Milwood Resident/RCNA Member

(Continued from page 15)

help. See the cautions about it's use below. These pre-emergents can kill certain types of seed before they can germinate. If you use one be sure it is approved for your variety of grass. You may need to use it both in spring and fall for several years to eliminate these annual grasses. Weed-and-Feed products applied anywhere near the root zones of trees can cause irreparable damage to those trees, *be careful*. Also it is more expensive than needed and runoff from your yard can kill other plants and pollute the creeks. The safest solution to eliminating weeds is removal of individual plants by digging or spraying carefully to not kill other plants. Consistent mowing of the fast-growing weeds also weakens them and encourages grass growth. Do not use a weed killer in a garden hose end sprayer because the over spray can kill all near plants and trees: yours and your neighbors.

Mowing Grass Height; If your grass is grown at an appropriate height and not cut too low to the ground, weeds will have little chance to become established. Cutting St. Augustine grass and Bermuda grass at 3-1/2 inches works well with our climate. Start mowing in the spring by lowering the setting to 2" for a few mowings to encourage root

growth. Then raise the mower to the highest setting (usually about 3-1/2 inches) and leave it there until next spring. Because Bermuda grass grows well in full sun, this longer cut grass provides additional shade for the roots which minimizes water loss from the soil.


The mowing rules are:

- Mow often enough to only cut 1/3 of the existing green foliage at any one mowing. Any more than that weakens the plants by requiring food reserves to heal the cuts. .
- Never shave the lawn too close, it encourages bare spots, weed invasions, and destroys the food producing leaf blade.
- Mow before grass gets too high because then you will cut off more than 1/3 of the plant reducing its ability to collect oxygen and sun and make food for the plant.
- Lawn clippings are free food, do not cart them away. Mow with a mulch type mower blade so the small clippings will return the nutrients to the soil. Mulching mowers return the equivalent of one fertilizer application per year. Replacement mulch-

(Continued on page 19)

www.MrMilwood.com

Call J.D. to Buy or Sell Your Next Home!




J.D. Summers
Broker, CRS

“17 Years Experience - helping over 500 MILWOOD families with their Real Estate Needs”

Close with the BEST! *First American Title*

636 - 2323



North Austin Municipal Utility District #1 Board of Directors Report on Commercial Development, Parks, and Pool Activities:

Our contractor for inspections of Restrictive Covenant Violations, The Treasure of the Hills Senior Citizens Community Center, Inc. December activity included: 2 calls for advice, emailed 6 first letters, sent 3 second letters, and turned 0 cases over to the MUD attorney. , There were 2 cases closed (violations corrected), and 14 address complaints on the list of in-work.

Rattan Creek Park Pool: A new pool identification system will be implemented to better identify and control the pool users. Details of the spring schedule and the registration process are included elsewhere in this newsletter.

Maintenance items: The pool buildings and diving stand are being repainted, the wooden deck removed and the pool lights will be re-wired, repaired, and reinstalled into the pool side. One of the five thermal pool covers will be replaced in the next month or so along with two of the park drinking fountains will be replaced.

Vandalism costs us all! We had over \$600 of damage from vandals. Remember there is a \$200 reward for information resulting in prosecuting vandals of all District property. Call information in to our District Manager. It is important to catch the

vandals to our MUD property, contact Gary Spoons with any information you have.

The pool heaters have been shut off by vandal-caused electrical problems and by neighborhood electricity outages causing some problems for the McNeil High School swim teams. Bill Burke has asked Austin Electric to monitor the electric system for problems. The cabana poles have been painted. Other maintenance type work will be done on the pumps and equipment in the pump and chemical buildings during the normal pool maintenance time after February 15th.

The pool deck concrete has shifted so to determine the condition of the footings, subsurface testing by borings were done. There are places with air under the concrete, other places where the wire mesh was laying on the soil not in the concrete all of the area was filled by rubble, no consistent material. The cost of this project has grown from an estimated \$35,000 to probably around \$100,000 due to the condition of the subsurface. The condition information was provided to the bidders for the deck removal and restoration project to assure good bids and quality construction. Bids will be received by January 23rd and a special Board meeting will be held at 6:00 pm that night to receive the District Engineer's recommendation and to vote on approving the contract. We are trying to minimize the time the pool is closed for construction, the variable is the amount of rain we receive. . You will be able to check the reopening date by postings on the pool building and by checking the District web site for the schedule changes like rain delays.

See: <http://www.northaustinmud1.org/>

Rattan Creek Park Playscape: the supports for the tire swing broke and were replaced.

Rattan Creek Trail: The project to add 48 cu. yards of decomposed granite to the trails was completed.

(Continued on page 18)

Deed Restriction Violations:

Deed restriction violations must be submitted in writing to:

**Senior Citizens Center
408 Ridgewood
Cedar Park, Tx 78613**

Be sure to include the address in question, nature of your concern and your name and address.

(Continued from page 17)

The Robinson Park Trail project: The construction of the berms to minimize flood damage to the trail and addition of decomposed granite and re-rolling to compact the entire trail are still in work.

Robinson Park Anderson Mill Road

Entrance: The area by the wonderful large Gypsy oak will have a split rail fence added with a gate for construction equipment access. The tree will be pruned by Davey Tree to remove dead wood and maintain it's health.

Robinson Park Humphrey Access Road is in place: This will allow maintenance equipment access without damaging the drain ditch. This new material allows water to pass through and is considered to be only 3% impervious cover so it will minimize the impact on the area that is covered. A gate will be added to prevent motorized vehicles except maintenance equipment.

Wastewater Lines Inspection; District Manager Gary Spoons and District Engineer David Malish continue to work with the COA on their cleaning and televising in our District to fulfill their commitment to us to do 50,000 linear feet of TV inspection videotape work. The work is progressing well with the City staff working hard to

complete our project which we appreciate.

Security Agreement: The Williamson County Sheriff's office provides extra patrol by two Sheriff deputies and one Constable and we signed a new agreement for this service.


A NAMUD #1 Recreation Center building: *No change*, Keith Collins and Chuck Simms are the Board committee and we are looking for suggestions so go to the NAMUD#1 web site to e-mail your thoughts to us, or give us a call.

Chuck Simms, Secretary,
NAMUD #1 Board of Directors.

Website:

www.northaustinmud1.org

A subsidiary of Southwest Water Company



ECO Resources,

9511 Ranch Road 620 North
Austin, Texas

**Providing
North Austin MUD No. 1
With Water and Wastewater Utility
Management Services**

**Full Management Services;
Accounting, Billing, Collections,
Water and Wastewater Management,
Parks and Pool Management,
Utility Maintenance**

335-7580
**General Manager
Gary Spoons**

Mailing Address:
P.O. Box 2647, Cedar Park, Texas 78630-2647

NA MUD #1 Board of Directors:

- Place One - **Keith Collins,** 258-6244
Ass't Secretary/Treasurer (5/04)
kcollins@northaustinmud1.org
- Place Two - **Don Conklin,** 331-7669
Treasurer (5/02)
dconklin@northaustinmud1.org
- Place Three - **Terry Ripperda,** 512-793-2160
President (5/04)
tripperda@northaustinmud1.org
- Place Four - **Alan McNeil,** 219-8719
Vice President (5/02)
amcneil@northaustinmud1.org
- Place Five - **Chuck Simms,** 331-9630
Secretary (5/04)
csimms@northaustinmud1.org

Website: www.northaustinmud1.org

(Continued from page 16)

ing blades or multiple blades can make your mower into a mulcher.

- Sharp blades make clean cuts, the grass looks better and less plant food reserves are needed to repair and heal the clean cut. Buy a large file and learn to file or grind the blade to sharpen it.

Plant some annuals for summer color. Plant mums in well-prepared soil 1 to 1-1/2 feet apart. Plant ageratum, marigold, begonia, portulaca, salvia, or zinnias. A few table spoons of fertilizer (especially phosphorus) will stimulate root growth if watered in well to dissolve the fertilizer. Mulch under and around plants to prevent weeds, conserve water, and control soil temperature. A few large pots placed in visible area in front of the house and off of patio/deck areas are a beautiful addition and easy to maintain. Buy large pots with drain holes and then foliar feed every week or so with liquid fertilizer, or liquid seaweed and fish emulsion to promote blooms and growth. Water when they begin to droop and move the plants in or out of the shade to allow watering and fertilizing all on the same schedule for easier maintenance. Dead-head periodically for a quiet, restful task and to as-

sure long lasting blooming.

Plant fall blooming perennials: alyssum, dianthus, lobelia, phlox, verbena, geranium, aster, petunias, and mums. Some larger mainstay plants are the rosemary and the plants which attract humming birds and butterflies include the: Texas Gold or Blazing Star columbine, Lantanas in full sun, or a firebush which requires a bit more water and should be planted with others which need this environment. Shade tolerant summer plants include the firespike, shrimp plant and Turk's cap.

Water: Be sure to water new small plants especially well and soak new larger shrubs and trees well also. New plantings have damaged roots that must be kept damp and need water every day for a week, every 2-3 days for a month, and then weekly to twice a month during spring through fall if there is no rainfall. When they really start growing they NEED water and sparing it for the first 2 years is false economy. Replacing plants is expensive. To minimize water needs, spread 3 to 4 inches of mulch in the beds under all flowers, shrubs and trees to cool the soil and hold in the moisture. I especially like cypress mulch because it is stringy and heavy and stays in place when

(Continued on page 20)

(Continued from page 19)

watering. If you have acid loving plants like the azaleas use hard wood mulch and fertilize heavily. The wood mulch not only looks good but it is helping your plants survive the heat. Note the way the trees, shrubs, and beds are mulched at the Rattan Creek Park, Our maintenance company TexaScapes does an excellent job of mulching to keep the weeds away from plants and to minimize water needs.

Happy gardening, Chuck Simms



CrossPointe

A Ministry of
Presbyterian
Church in America

Sr. Pastor: Jerry Rahm

**Something On Sunday
That Works On Monday!**

You're Invited!!

- **Sunday Celebration** at 10:45 am with relevant messages from the Bible and contemporary worship.
- Three Adult Education classes at 9:30 am.
- Children's programs that are relevant and fun at 9:30 and 10:45 am.
- Youth Bible Study at 9:30am and Wednesday Night Youth Group at 7 pm.

We want to be your neighborhood church!

5703 McNeil Drive

(Across the street from McNeil High School)

CLASSIFIEDS

Classified Ad rates are 25¢ per word, per issue. Deadline for ads is the first of each month for the following month/issue. **Payment in full is required before publication.** Any ads received after the deadline, will be held until the next issues publication. **No exceptions will be made.** Send to:

RCNA, c/o Kelly Buczek 6407 Crowley Trail
Austin, Tx 78729 or email: kelly@buczek.org
258-6482

Custom Sewing For Your Home-Window coverings and decorating items made the way you want them for a great price! Call Betty - 249-7088.(2/03)

Too tired to clean your house? Got better things to do? Got a Life! Let me do your dirty work! For house-cleaning call Donna at 331-0973 (2/03)

Mary Kay - Julia Hall 257-1067 or 796-7718, email: juliahall@austin.rr.com website: www.marykay.com/juliah. *Milwood Resident discount.* (2/03)

Milwood to Motorola & IBM VANPOOL! Share a ride to IBM (Burnet Rd.) & Motorola (Ed Bluestein campus) with your neighbors. The vanpool picks up riders at their homes between 6:45-7:00 AM and leaves Motorola for home between 5:30-5:45 PM. Save money on gas and insurance and enjoy a reliable, low-stress commute. Call Jason Porter for details: 336-1774. (2/03)

Computer having problems? Need troubleshooting done or software reinstalled? Or minor network or webpage design? \$25/hr. Call Paul at 331-0973 (2/03)

In Home Montessori School - Preschool - Kindergarten - 1st Grade - Montessori Curriculum and Academic work. Lessons are individually structured to keep pace with each child's developing skills and interests. Please call 250-0280 (2/03)

MaryKay - Susan Greer 336-2262 or 560-7930, email: sgreer@austin.rr.com. Website: www.marykay.com/susang. (4/03)

Low Cost House Painting by True Grit - Reasonable and Reliable. Milwood Resident /RCNA Member. 218-1445. (12/03)

MASSAGE SPECIAL – A Valentine treat! 1 hour therapeutic massage only \$30. February only. Call Barbara R.M.T. 918-1824 / 336-1350. (2/03)

Tupperware!! April Bliss, Milwood Resident, please call 658-3915 or visit <http://www.my.tupperware.com/aprilbliss> Free tiny

treasure with every order! (2/03)

DISCOVERY TOYS - Need great educational toys for children in your life? Earn Free toys when you invite your friends to Play & Shop for an hour with me. Want information about a fun home based business? Call Laura Hargrave @ 336-0358 or email tuckhar@aol.com. (2/03)

Home Childcare – individual, loving care in family setting for infants and preschoolers. (Drop-ins welcome). Call Betty 249-7088. (2/03)

AKC Lab Puppies in MILWOOD -\$300-\$350. We are ready to go home with you now. Call Kathy 335-7826 or page at 612-6127. (2/03)

TEEN SERVICES

ATTENTION TEENAGERS: Your ads run free but **must be renewed once every 6 months.** The date at the end of your ad indicates the last month your ad will run. All ads must be submitted in writing and mailed or delivered to:

RCNA, c/o Kelly Buczek 6407 Crowley Trail
Austin, Tx 78729 or email: kelly@buczek.org

Rebecca Thomson, 13 - Need a babysitter? I am certified, responsible, cautious, and experienced with children of all ages. I have also worked with Special Education children with a wide range of disabilities. References available upon request. Call 249-9633! (02/03)

Meg Pevoto, 11(August) - Babysitter / tutor / mothers helper, much experience at most ages, certified in Heimlich maneuver and C.P.R., available day and night. 331-8493 (04/03)

Tanya Welch, 18 - Are you looking for a babysitter who envelopes the 3 R's: responsible, reliable, reasonable? No need to look any further. I love children and have been babysitting for about 4 years. I am available to baby-sit weekends (including Fridays) and holidays. I strive to create a friendly atmosphere. If you are interested in knowing more, please call 257-2157. (04/03)

(Continued on page 22)

(Continued from page 21)

Stephanie Christian, 16 – Need a little time alone with out the youngsters ... look no farther I am qualified and experienced with children of all ages; and multiple children capable. Rates that everyone can afford. I am certified in CPR and eventually want to be a teacher or pediatrician. Call 257-0774 (6/03)

Stacy Baker, 14 – Certified, experienced babysitter. I'm great with kids! I'm responsible, dependable and hard working. I love to play games with kids. I know CPR and the Heimlich maneuver. I can baby-sit in both Milwood and Forest North subdivisions. I can also watch your pets while you are away. I will walk your dog, bring in the newspaper, the mail and water your plants. References available. 918-0201. (06/03)

Jacob Schaefer, 13 – Pet Sitter Hey! Do you need any one to watch your pets while you are out-of-town? Well, I am a very reliable person who has had a lot of experience with pets. I'm fun, and hard working. I will be working 7 days a week; I can watch pets that are old or young. I give you my promise that I will do my ultimate best to tend to your pet's every needs. Thank you and have a wonderful day! Jacob Schaefer J Age: 13 you can call me at: 249-9341 (ask for Jacob) (6/03).

Christmas Thanks!!

The RCNA would like to thank all those involved with making our "Caroling in the Park" such a success.

Thank you to the **Jollyville Fire Department, Heidi Gronquist, Jo Jones, Hutch Gregg, Eric Freeman, Dallas Hall, Girl Scout Troop 1182 and Troop Master Stephanie Gregg.**

Without these volunteers, activities like these would not be possible. The next time you see one of these outstanding volunteers, make sure you say

"THANKS!"

Easter Wish List:



We will also be accepting donations starting in February. We are needing:

plastic eggs- *we stuff about 6000 Easter eggs every year. Over half don't make it back after the Easter hunt. Last year, after Easter, 1500 were donated.(Thank you HEB at McNeil for donating about 1000 of those eggs) That means we still need about 1500 more.*

candy- *Jolly Ranchers, Star Bursts, variety bags, dum-dums(suckers), hard candy, tootsie roles, crackers, cookies, animal crackers, etc...*

(Buying in bulk is wonderful. With Bulk you can get double the candy for about half the price. We buy all our candy at SAMS)

We are trying to stay away from chocolate this year. Last year we had a hot Easter. The chocolate melted while waiting for the Easter Hunt to begin. There will be some in the baby area, but the bulk of our candy needs to be hard candy or things of that nature.

Our Easter Hunt is always a huge success. I know this will be another year of wonderful experiences for our neighborhood children. Please volunteer and/or donate to the Easter Event. The past few years have been outstanding for donations! Please come together as a community once again. Pay your dues (it helps pay for these events), volunteer and donate to a very Special event.

Thank you Milwood!

*Dallas Hall
257-3494*



Curbside Recycling Collection Requirements

Newspaper:

Acceptable:

- Dry newspapers(including advertising inserts)
(Keep newspaper separate from other commingled recyclables)
- Magazines

Unacceptable:

- Wet newspapers
- Phone Books
- Junk Mail, Office paper
- Cardboard or paperboard

Plastic HDPE Natural # 2 and PET #1:

Acceptable:

- Cloudy milk, water and juice bottles (HDPE Natural #2)
- Transparent or see-through Beverage containers (PET #1). This includes plastic soft drink and liquor bottles. (Please rinse bottles and remove caps.)

Unacceptable:

- Any solid colored plastic bottles or containers (Ex. Shampoo, bleach, or oil containers)
- No plastic food trays or containers (Ex. Egg cartons, plastic cups)

Glass Bottles and Jars:

Acceptable:

- Clear, green or brown bottles and jars only
(Please rinse and remove metal caps)

Unacceptable:

- Drinking glasses
- Plate window glass or mirrors
- Heat resistant glass (Ex. Pyrex or baking dishes)
- Ceramics (Ex. coffee mugs, food bowls, pottery)
- Light bulbs
- Lead based glass (Ex. Crystal ware, television tubes, vision wear)

Aluminum Cans:

Acceptable:

- Consists of aluminum beverage containers only

Unacceptable:

- Aluminum foil, pie trays or food containers

Steel Cans:

Acceptable:

- Steel food and beverage containers
(Please rinse all containers)

Unacceptable:

- Scrap metal

FLOORING INSTALLATION

CERAMIC TILES, LAMINATE FLOORS, HARDWOOD FLOORS

ALL MAJOR BRANDS AVAILABLE

WILL **BEAT** ANY WRITTEN ESTIMATE FROM OTHER FLOORING COMPANIES

call **FRED** FOR **FREE** ESTIMATE at **512-825-0225**

or

e-mail: longhorn7890@yahoo.com, with measurements for a **free** quote!!!

Time to Renew Your Membership With the RCNA!

This year to make it easier for you to pay your dues, the RCNA has come up with the following ways to pay your annual dues. What does your dues pay for? Look at page 6 for more information.

You can pay your dues in the following ways:

- 1. Mail to: P.O. Box 200584 Austin, Tx 78720-0584*
- 2. Pay online at www.rattancreek.org (Using Paypal)*
- 3. Drop off your checks at the following homes: (Boxes on front porches)*

*13201 Kepler Cove
13206 Vendrell
13119 Green River Trail*

- 4. Weather permitting - Drive by "Dues Drop Off"
Watch for signs for drop off locations at Rattan Creek Park
on Saturday, February 15th and 22nd.
From 10:00 am to 2:00 pm.*



Rattan Creek Neighborhood Association
P.O. Box 200584 – Austin, Tx 78720-0584
Annual Membership Dues – \$20
(January – December 2003)

Name _____

Address _____

Phone _____

E-mail: _____

Membership: Renewal New
I would like to volunteer to assist with:
 Activities Committees Newsletter

Thank You For Your Continued Support!!



We Depend On It!!

Or pay your dues online
at www.rattancreek.org
by using paypal.

EASTER NEWS!!!

The RCNA is beginning to organize the Easter Event for 2003! Our next newsletter will be a couple of weeks before the RCNA Easter Hunt. Therefore, we are getting the word out early.

*We will be having an **Easter Committee** this year. The Committee will be meeting on the dates as follows:*

*March 15 6:30 (Saturday)
March 29 6:30 (Saturday)
April 12 6:30 (Saturday)
April 18 6:30 (Friday)*



*The meetings will be held at my house:
Dallas Hall
13201 Kepler Cove
257-3494*

Please feel free to call and leave your name and number in February/March. I will be calling to give reminders about meetings. I realize most of us will not be able to make everyone of the meetings. That's fine.

See page 22 for Easter Wish List!